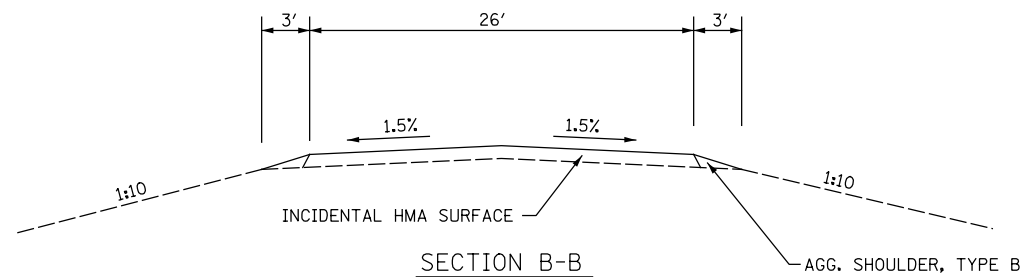
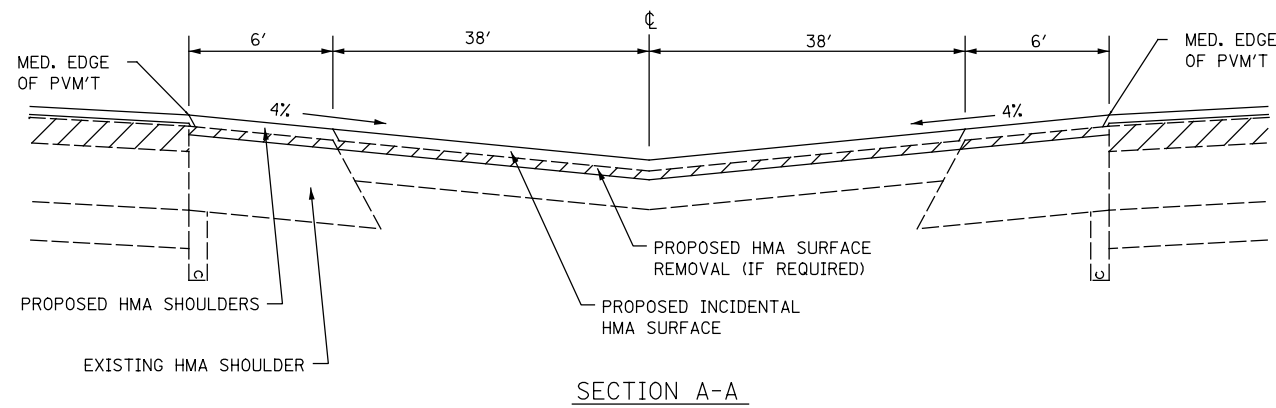
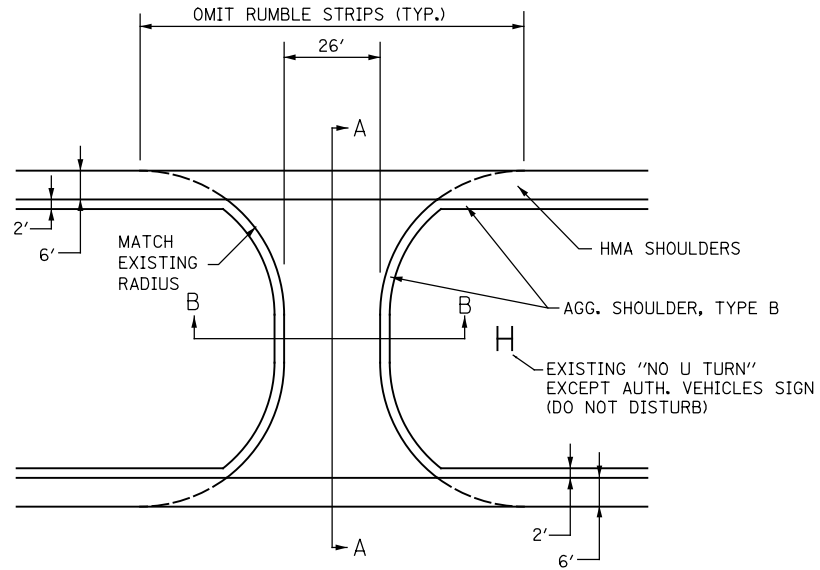
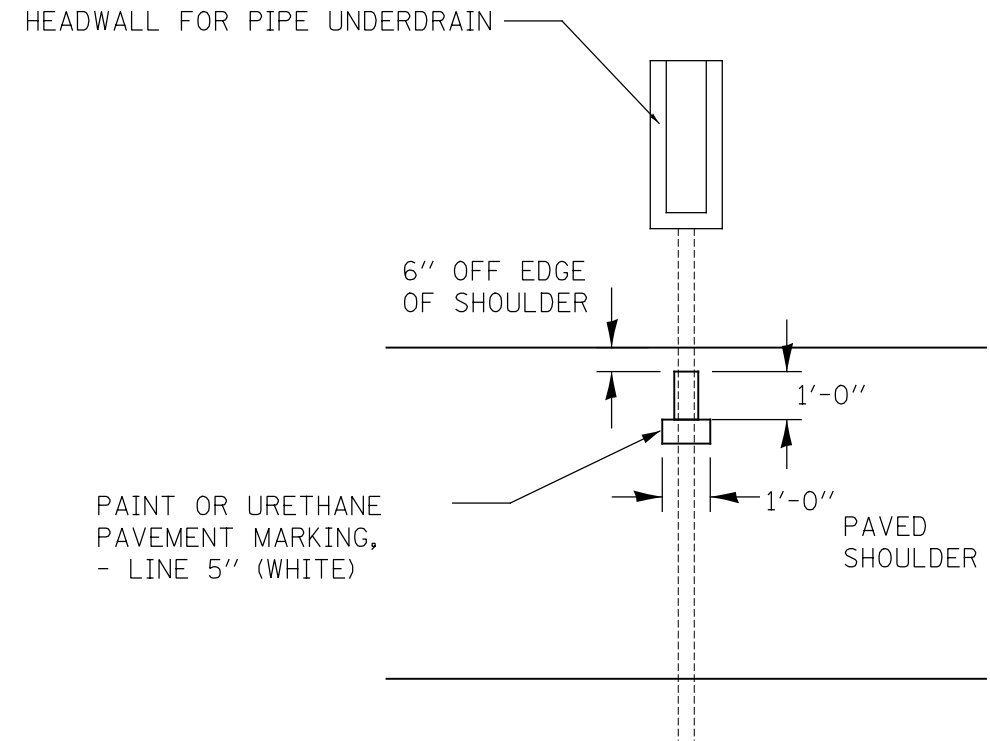


MEDIAN CROSS-OVER DETAIL



LOCATION	PROP. HMA SURF. REM.	PROP. INCIDENTAL HMA THICKNESS
(I-72)		
STA. 685+70	1"	3 3/4"
STA. 761+50	1"	3 3/4"

TYPICAL PIPE UNDERDRAIN MARKER DETAIL



OUTLET MARKERS SHALL BE PLACED ON FINAL SHOULDER

FILE NAME = ... \CADD\0672C88-shd-details.dgn	USER NAME =	DESIGNED -	REVISED -
		DRAWN -	REVISED -
	PLOT SCALE = 100.0000' / 1in.	CHECKED -	REVISED -
	PLOT DATE = 04/02/2013 09:42:51	DATE -	REVISED -

STATE OF ILLINOIS
DEPARTMENT OF TRANSPORTATION

MEDIAN CROSSOVER DETAILS
& TYPICAL PIPE UNDERDRAIN MARKER DETAIL

SCALE:	SHEET NO.	OF SHEETS	STA.	TO STA.
--------	-----------	-----------	------	---------

F.A.I. RTE.	SECTION	COUNTY	TOTAL SHEETS	SHEET NO.
72	(84-10-3)RS-5	SANGAMON	95	91
CONTRACT NO. 72C88				
FED. ROAD DIST. NO. ILLINOIS FED. AID PROJECT				