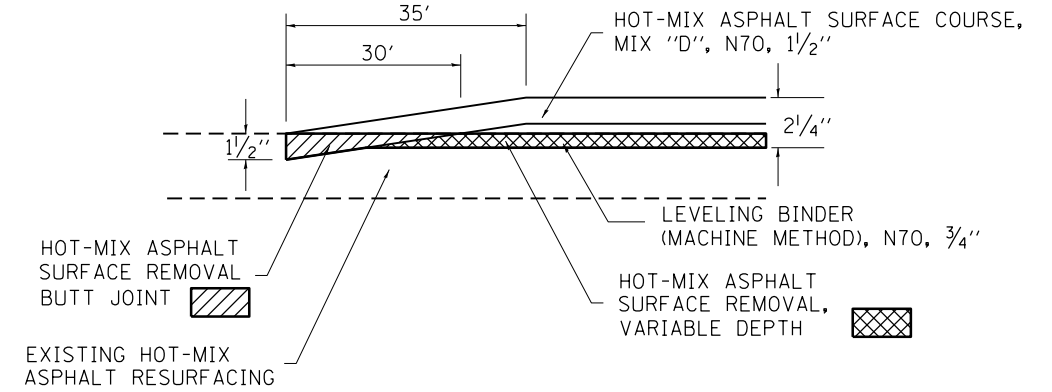
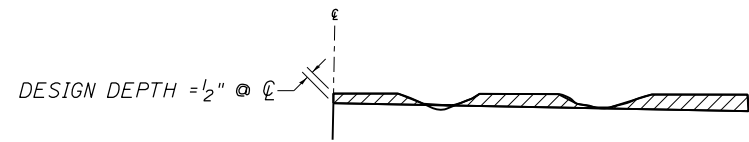


MILLING TRANSITION DETAIL

MILLING TRANSITIONS
STA 71+88.00 TO STA 72+23.00
STA 75+40.00 TO STA 75+75.00
STA 100+79.00 TO STA 101+14.00
STA 127+59.00 TO STA 127+94.00
STA 175+73.47 TO STA 176+08.47
STA 178+62.08 TO STA 178+97.08



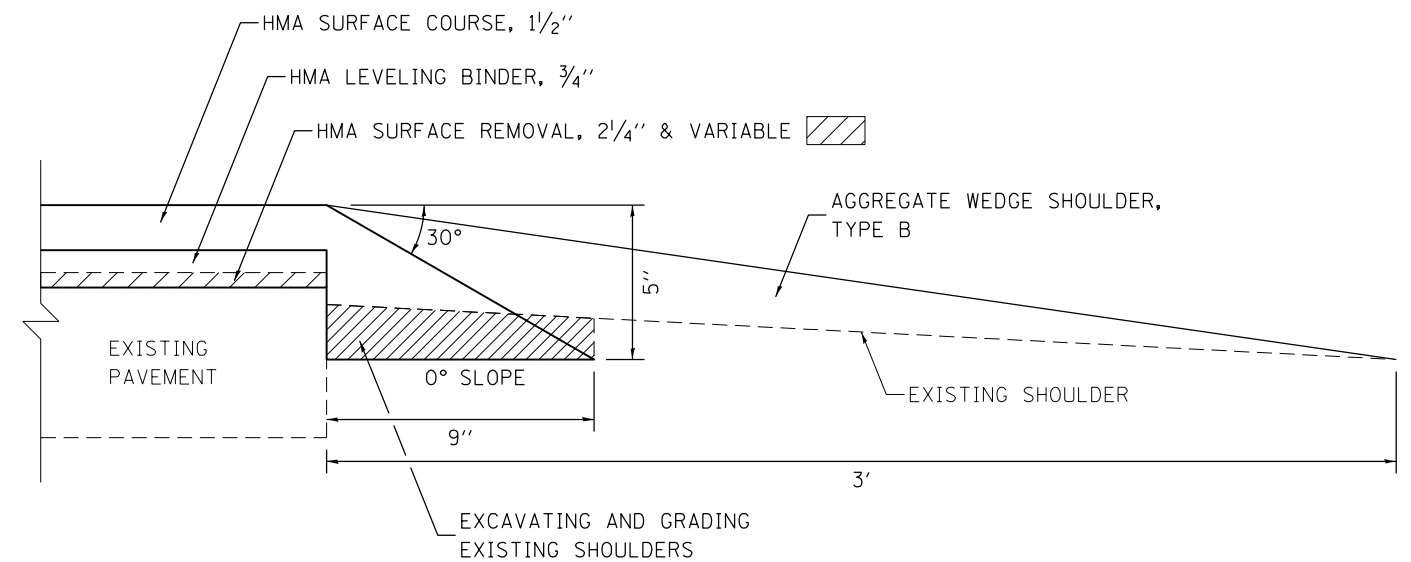
HOT-MIX ASPHALT BUTT JOINT DETAIL



NOTES:

- MILLING SHALL BE DONE TO ATTAIN A 3/16 "/li>
- EXISTING S.E. AND S.E. TRANSITIONS SHALL BE MAINTAINED UNLESS OTHERWISE SHOWN ON THE PLANS.
- MILLING TO THE BOTTOM OF WHEEL RUTS SHALL NOT BE NECESSARY UNLESS REQUIRED TO OBTAIN SLOPE OR THE DESIGN DEPTH AT CENTERLINE.
- THE AVERAGE DEPTH OF MILLING IS ESTIMATED TO BE 1/2" BUT MAY VARY IN ISOLATED LOCATIONS.

HOT-MIX ASPHALT SURFACE REMOVAL (VARIABLE DEPTH) DETAIL



SAFETY EDGE FOR 3P RESURFACING

FILE NAME =	USER NAME = steffenmk	DESIGNED -	REVISED -
ci:\pw\work\p\idot\steffenmk\d0249325\d74511-sh-t-details.dgn		DRAWN -	REVISED -
	PLOT SCALE = 40.0000 ' / in.	CHECKED -	REVISED -
	PLOT DATE = 10/9/2012	DATE -	REVISED -

**STATE OF ILLINOIS
DEPARTMENT OF TRANSPORTATION**

CONSTRUCTION DETAILS

SCALE: NA SHEET NO. 1 OF 1 SHEETS STA. TO STA.

F.A.P. RTE.	SECTION	COUNTY	TOTAL SHEETS	SHEET NO.
824	(19,20)RS-4	COLES	56	18
CONTRACT NO. 74511				
FED. ROAD DIST. NO. ILLINOIS FED. AID PROJECT				