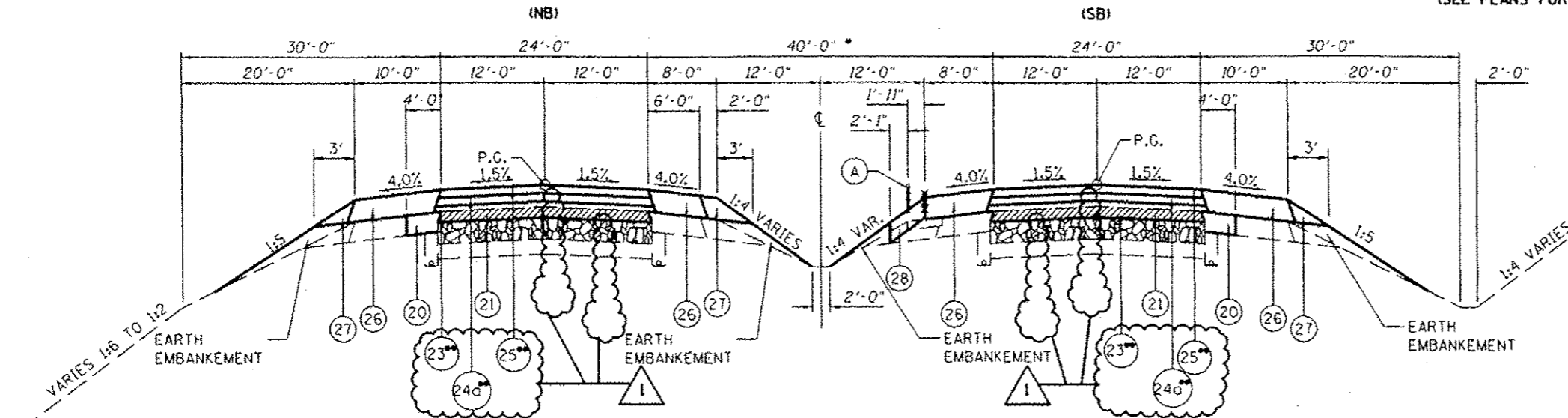


(A) SEE TYPICAL SECTION DETAIL FOR RELOCATION OF CABLE BARRIER.  
(SEE PLANS FOR LOCATIONS)

\* MEDIAN WIDTH VARIES  
(SEE PLANS)


NOTE 1:  
PIPE UNDERDRAINS REPLACED DURING  
PRE-CONSTRUCTION WORK.  
(SEE PRE-STAGE CONSTR. TYPICAL SECTIONS)  
(EXCEPT WITHIN THE LIMITS OF THE CONTIN.  
REINF. PCC PAVEMENT LOCATIONS.)



**PROPOSED F.A.I. ROUTE 55 TYPICAL SECTION  
TANGENT  
(LOOKING SOUTH)**

STA. 519+00 TO STA. 545+20 NB  
STA. 555+00 TO STA. 640+00 NB  
STA. 649+00 TO STA. 670+00 NB  
STA. 519+00 TO STA. 546+00 SB  
STA. 557+79 TO STA. 640+00 SB  
STA. 648+50 TO STA. 670+00 SB

NOTE: MILLINGS FROM HMA PAVEMENT AND SHOULDER REMOVAL  
MAY BE USED IN THE PROPOSED AGGREGATE SHOULDER, TYPE B  
MILLINGS FROM HMA PAVEMENT AND SHOULDER REMOVAL SHALL  
NOT BE USED IN THE EARTH EMBANKMENT.



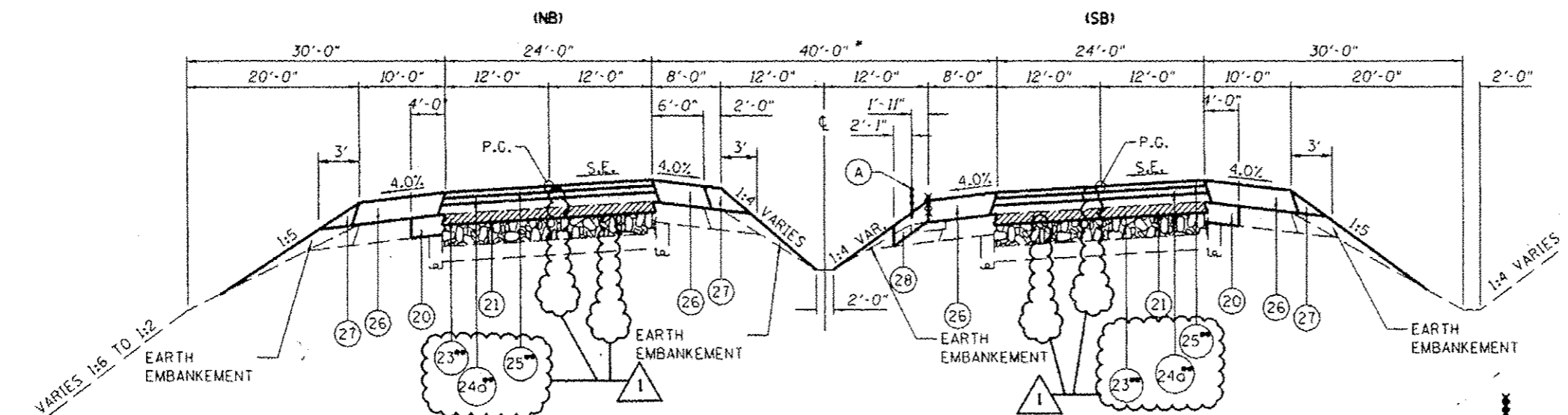
- (20) PROPOSED HMA BASE COURSE WIDENING, 1 1/2" (PLACED DURING PRE-CONSTRUCTION WORK)
- (21) PROPOSED HMA SURFACE REMOVAL (VARIABLE DEPTH)
- (22) OMITTED
- (23) PROPOSED HMA BINDER COURSE, IL 19.OFG, N90 (VAR. DEPTH)
- (24) PROPOSED POLYMERIZED HMA BINDER COURSE, IL 19.OFG, N90 2.25"
- (24a) PROPOSED POLYMERIZED HMA BINDER COURSE, IL 19.OFG, N90 2.50"
- (25) PROPOSED POLYMERIZED HMA SURFACE COURSE, SMA, N80 2"
- (26) PROPOSED HMA SHOULDER (VARIABLE THICKNESS)
- (27) PROPOSED AGGREGATE SHOULDER, TYPE B
- (28) CONTRACTOR MATERIAL OPTION (4" PCC OR 5" HMA) SEE SPECIAL PROVISION - WEED CONTROL MOWING STRIP (SPECIAL)
- (29) PROPOSED HMA SURFACE REMOVAL, 3/4" (SLOPE CORRECTIONS)
- (30) PROPOSED NO. 5 TIE BAR, 30" LONG (SEE STD. 483001) TIE BARS SHALL BE INCLUDED IN THE COST OF P.C.C. SHOULDERS 8" (SPECIAL).
- (31) PROPOSED AGGREGATE BASE COURSE, TYPE A 12"
- (32) NOT USED
- (33) PROPOSED CEMENT CONCRETE SHOULDERS 8" (SPECIAL)
- (34) PROPOSED HMA SHOULDER 12"
- (35) PROPOSED PIPE UNDERDRAINS 6"
- (36) PROPOSED SUBGRADE REINFORCEMENT
- (37) PROPOSED CONTINUOUSLY REINFORCED PORTLAND CEMENT CONCRETE PAVEMENT 12"
- (38) PROPOSED PAVEMENT REINFORCEMENT

\*\* PRIME COAT INSTALLED BETWEEN LIFTS - SEE SCHEDULE

- EXISTING HTC TO BE REMOVED

- PROPOSED HMA SURFACE REMOVAL (VAR. DEPTH) (VARIES 3"± TO 8"±)

- RUBBLIZE THE EXISTING P.C.C. PAVEMENT (USING METHOD 1 AS DESCRIBED IN THE SPECIAL PROVISIONS)



**PROPOSED F.A.I. ROUTE 55 TYPICAL SECTION  
SUPERELEVATION  
(LOOKING SOUTH)**

STA. 545+20 TO STA. 547+50 (S.E.-0.019'/FT) NB  
STA. 553+50 TO STA. 557+79 (S.E.-0.018'/FT) SB

REVISOR 6-6-13

FILE NAME	USER NAME	DESIGNED	REVISED	STATE OF ILLINOIS DEPARTMENT OF TRANSPORTATION	PROPOSED TYPICAL SECTIONS		SECTION	COUNTY	TOTAL SHEETS	SHEET NO.	
PROJECT	DATE	CHECKED	REVISED		SCALE	SHEET NO.	OF SHEETS	58	WISCONSIN	212	18
DESIGNED BY	DATE	DATE	DATE		STA.	TO STA.		CONTRACT NO. 170099			
CONSULTING ENGINEERS	DATE	DATE	DATE								