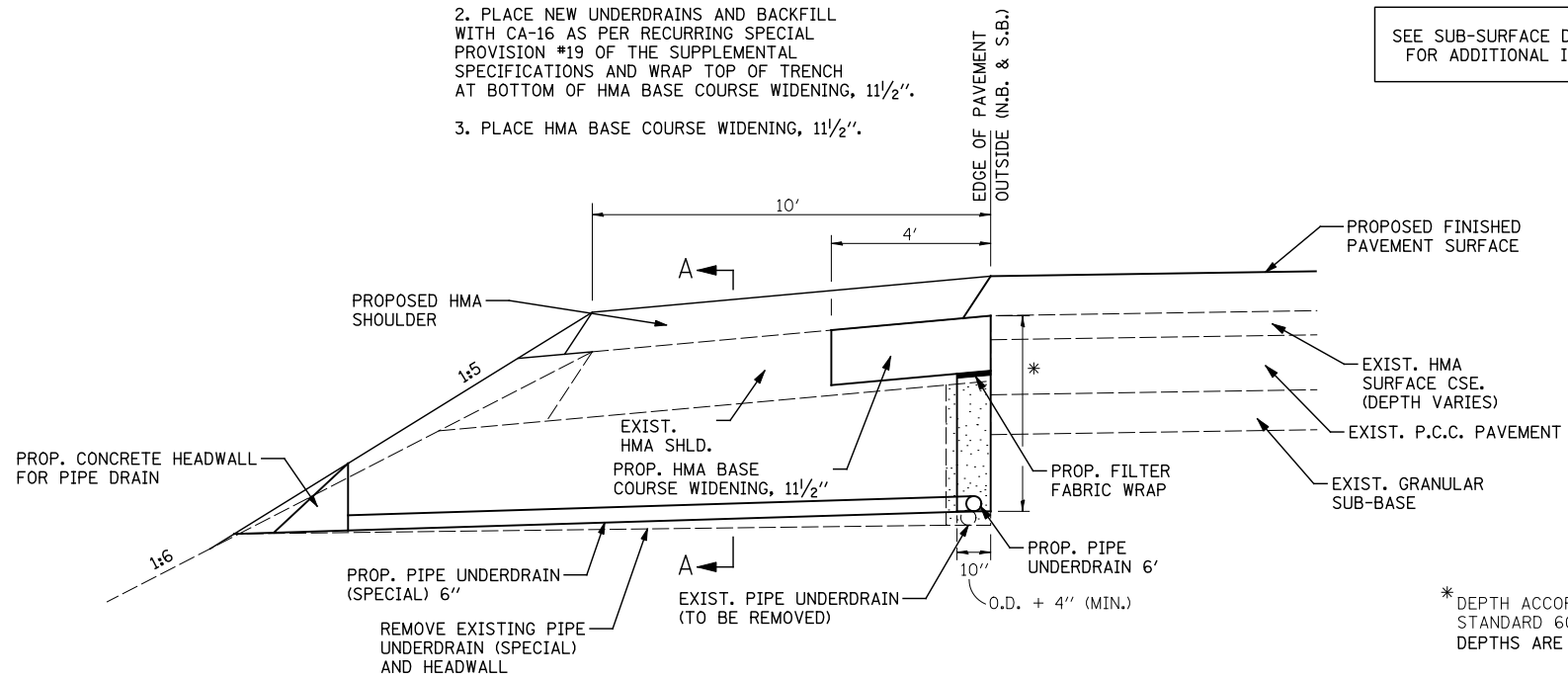


SUGGESTED PRE-STAGE CONSTRUCTION

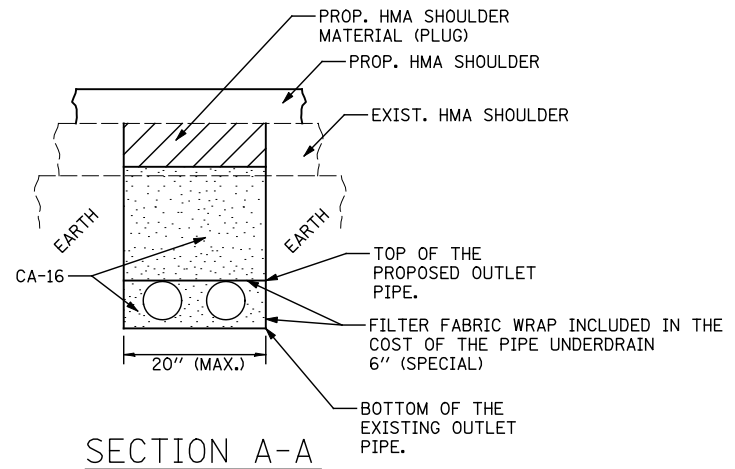
1. REMOVE 4 FOOT X 11/2 INCH SECTION OF PAVED SHOULDER. PAID FOR AS PAVED SHOULDER REMOVAL.
2. PLACE NEW UNDERDRAINS AND BACKFILL WITH CA-16 AS PER RECURRING SPECIAL PROVISION #19 OF THE SUPPLEMENTAL SPECIFICATIONS AND WRAP TOP OF TRENCH AT BOTTOM OF HMA BASE COURSE WIDENING, 11/2".
3. PLACE HMA BASE COURSE WIDENING, 11/2".

SEE SUB-SURFACE DRAIN DETAILS FOR ADDITIONAL INFORMATION.



OUTSIDE EDGE DETAIL AND PIPE UNDERDRAIN OUTLET DETAIL

* DEPTH ACCORDING TO STANDARD 601001 DEPTHS ARE MEASURED FROM EXISTING PAVEMENT.

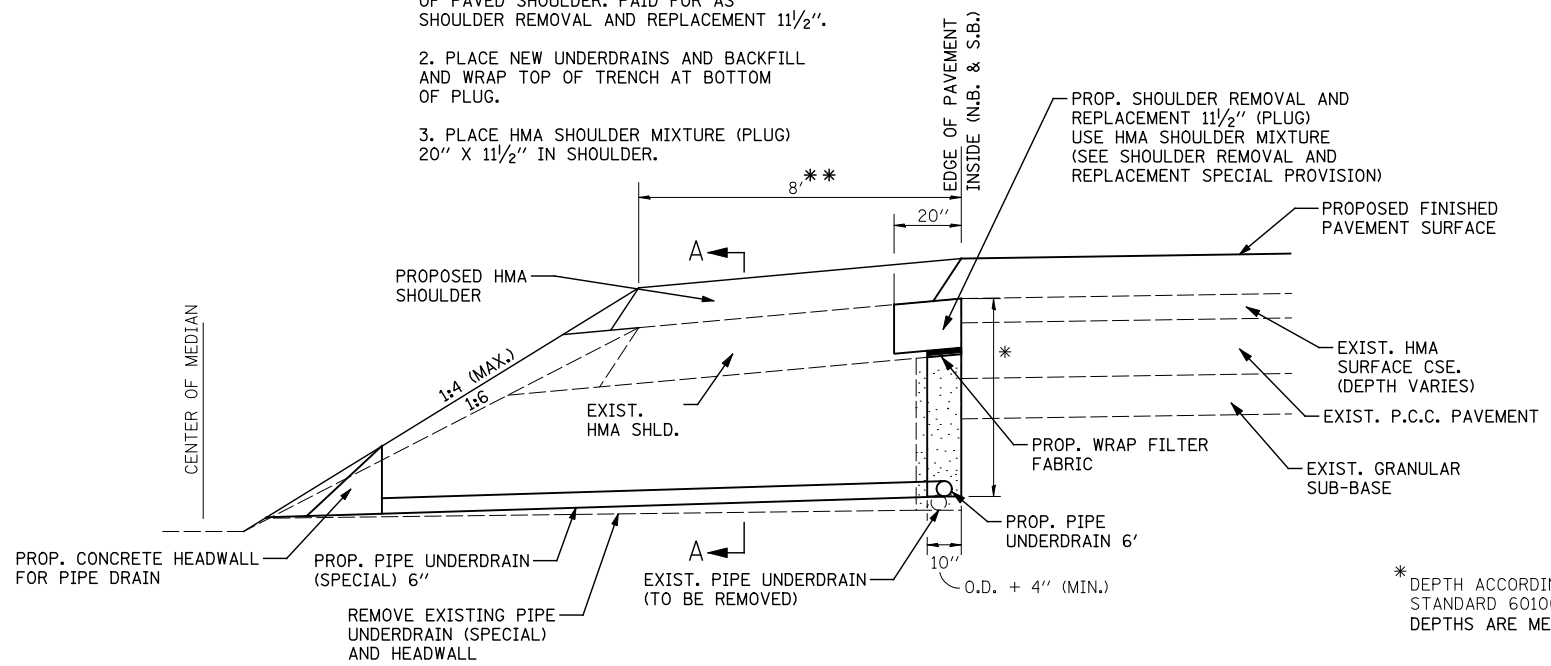


SECTION A-A

SUGGESTED PRE-STAGE CONSTRUCTION

1. REMOVE NOMINAL 20" X 12" SECTION OF PAVED SHOULDER. PAID FOR AS SHOULDER REMOVAL AND REPLACEMENT 11/2".
2. PLACE NEW UNDERDRAINS AND BACKFILL AND WRAP TOP OF TRENCH AT BOTTOM OF PLUG.
3. PLACE HMA SHOULDER MIXTURE (PLUG) 20" X 11/2" IN SHOULDER.

** 8' HMA SHOULDER WHEN HTC PRESENT. 6' HMA SHOULDER & 2' AGG. SHOULDER (NORMAL CONDITIONS)



INSIDE EDGE DETAIL AND PIPE UNDERDRAIN OUTLET DETAIL

* DEPTH ACCORDING TO STANDARD 601001 DEPTHS ARE MEASURED FROM EXISTING PAVEMENT.

FILE NAME =	USER NAME = \$(USER)	DESIGNED -	REVISED -
...load\d876D99-Shit-Staging.dgn		DRAWN -	REVISED -
	PLOT SCALE = 100.0000' / IN.	CHECKED -	REVISED -
	PLOT DATE = 02/02/2012 17:44:08	DATE -	REVISED -

**STATE OF ILLINOIS
DEPARTMENT OF TRANSPORTATION**

EDGE DETAILS AND PIPE UNDERDRAIN OUTLET DETAILS

SCALE: SHEET NO. OF SHEETS STA. TO STA.

F.A.I. RTE.	SECTION	COUNTY	TOTAL SHEETS	SHEET NO.
55	60-(1,2)RS-3	MADISON	212	52
CONTRACT NO. 76D99				
ILLINOIS FED. AID PROJECT				