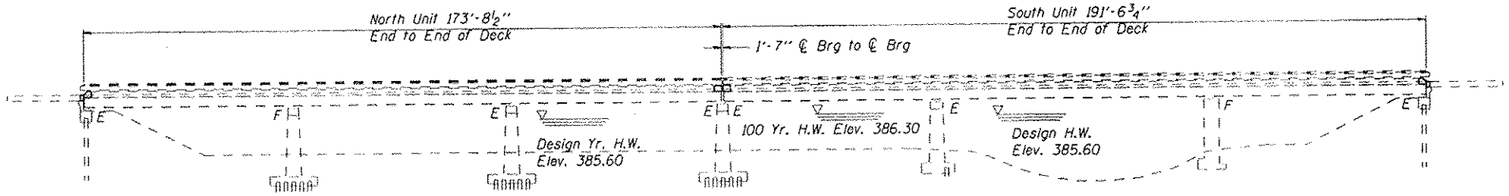

ELEVATION

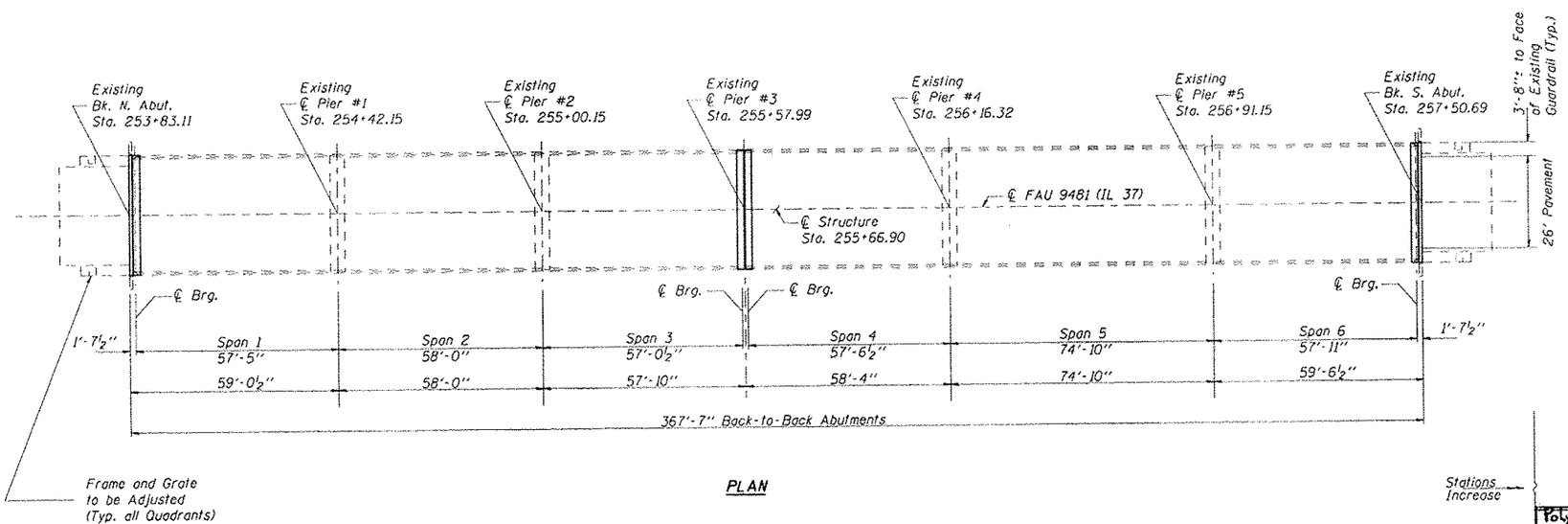

PLAN

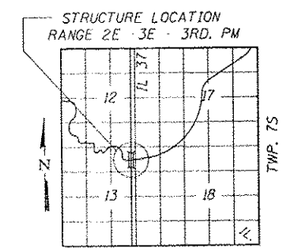

LOCATION SKETCH

GENERAL NOTES

Reinforcement bars designated (E) shall be epoxy coated.

Prior to pouring the new concrete deck section, all heavy or loose rust, loose mill scale, and other loose or potentially detrimental foreign material shall be removed from the surfaces in contact with concrete. Tightly adhered paint may remain unless otherwise noted. Removal shall be accomplished by methods that will not damage the steel and the cost will be included in the pay item covering removal of the existing concrete.

Plan dimensions and details relative to existing plans are subject to nominal construction variations. The Contractor shall field verify existing dimensions and details affecting new construction and make necessary approved adjustments prior to construction or ordering of materials. Such variations shall not be cause for additional compensation for a change in scope of the work, however, the Contractor will be paid for the quantity actually furnished at the unit price bid for the work.

The existing structural steel coating contains lead. The Contractor shall take appropriate precautions to deal with the presence of lead on this project.

Existing reinforcement bars extending into the removal area shall be cleaned, straightened and incorporated into the new construction. Cost included with Concrete Removal.

Joint openings shall be adjusted according to Article 520.04 of the Std. Specs. when the deck is poured at an ambient temperature other than 50°F.

Areas of deck repairs shown are estimated. The Engineer shall show actual locations of the deck on as-built plans.

TOTAL BILL OF MATERIAL

ITEM	UNIT	UNIT
Polymer-Bot HMA Surface Course, Mix D, N90	Ton	107
Concrete Removal	Cu. Yd.	11.2
Concrete Superstructure	Cu. Yd.	12.9
Reinforcement Bars, Epoxy Coated	Pound	1850
Bar Splicers	Each	38
Preformed Joint Strip Seal	Foot	102
Waterproofing Membrane System	Sq. Yd.	1271
Deck Slab Repair (Partial)	Sq. Yd.	4
Structural Repair of Concrete < 5"	Sq. Ft.	172
Frames and Grates to be Adjusted	Each	4
Raised Reflective Pavement Marker (Bridge)	Each	4

SCOPE OF WORK

1. Perform Deck Slab Repair
2. Remove and Replace Expansion Joints
3. Apply Waterproofing Membrane System
4. Apply HMA Surface Course
5. Perform Structural Repair of Substructure Concrete

DESIGN STRESSES

NEW CONSTRUCTION

Field Units

f'c = 3500 psi
fy = 60,000 psi (reinforcement)

ORIGINAL CONSTRUCTION

Field Units

f'c = 3500 psi
fy (reinf) = 60,000 psi
fy (str. steel) = 36,000 psi
Loading HS 20-44

LICENSED STRUCTURAL ENGINEER
DAVID CARL PUZEY
081-005470
SPRINGFIELD
ILLINOIS
STATE OF ILLINOIS

D Carl Puzey 5/1/13
Expires 11/30/14

GENERAL PLAN & ELEVATION
FAU 9481 (IL 37) OVER MIDDLE FORK BIG MUDDY RIVER
FRANKLIN COUNTY
STRUCTURE NO. 028-0034

FILE NAME = c:\pw_work\pwidot\kellegrd\d0306645\78317-shtn-028-0034.dgn	USER NAME = $USER$	DESIGNED - A. ADAMS	REVISED -
		DRAWN - A. ADAMS	REVISED -
	PLOT SCALE = 40.0000 ' / in.	CHECKED - M. STEPHENSON	REVISED -
	PLOT DATE = 3/22/2013	DATE - 5/18/2012	REVISED -

STATE OF ILLINOIS
DEPARTMENT OF TRANSPORTATION

GENERAL PLAN & ELEVATION
SN 028-0034

SCALE: | SHEET 1 OF 9 SHEETS | STA. TO STA.

F.A.U. RTE.	SECTION	COUNTY	TOTAL SHEETS	SHEET NO.
*	(11,12)R-1	FRANKLIN	196	59
		CONTRACT NO. 78317		
		ILLINOIS FED. AID PROJECT		

*FAS 2882/FAU 9481