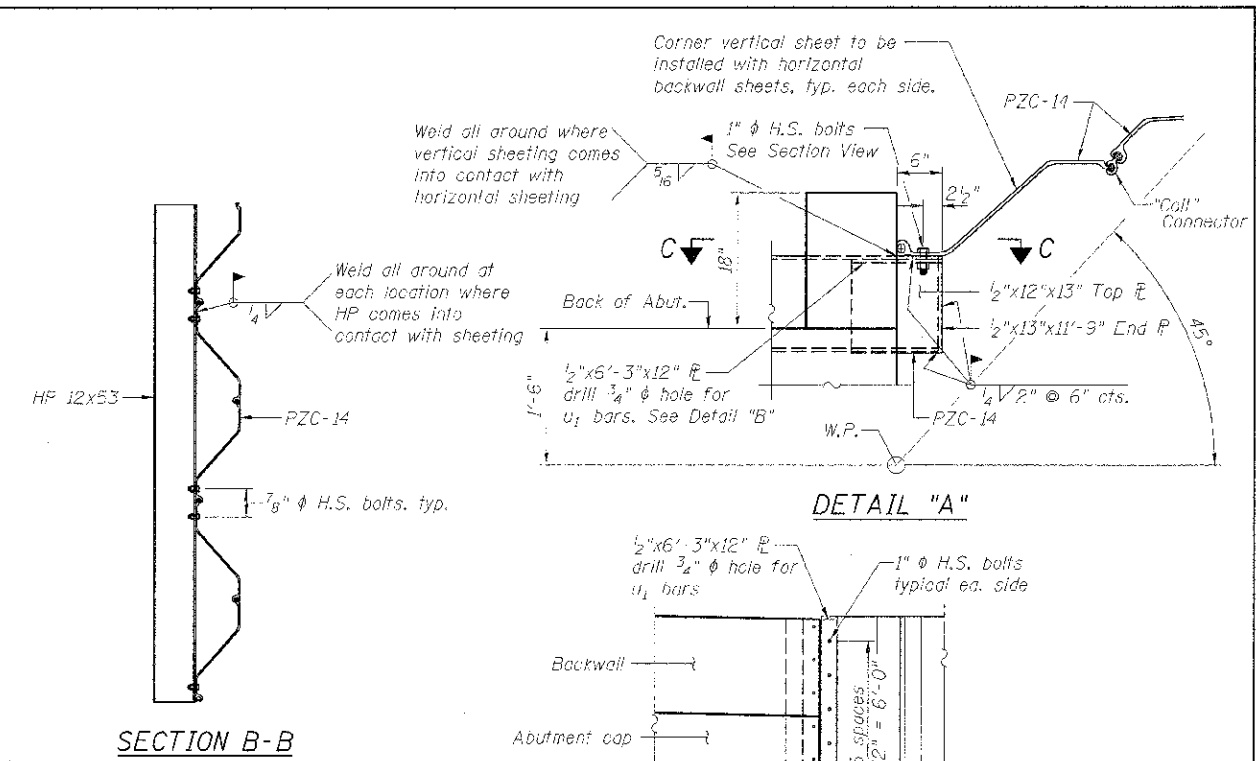


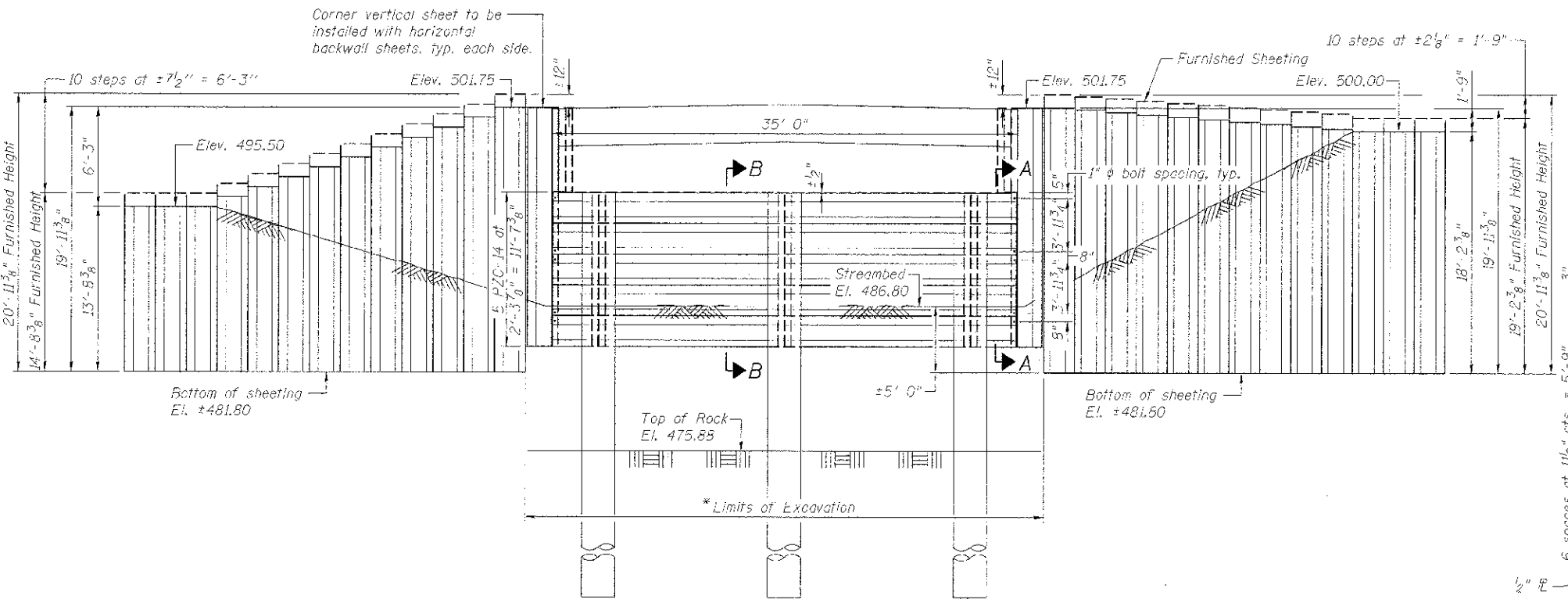
SECTION A-A

PLAN



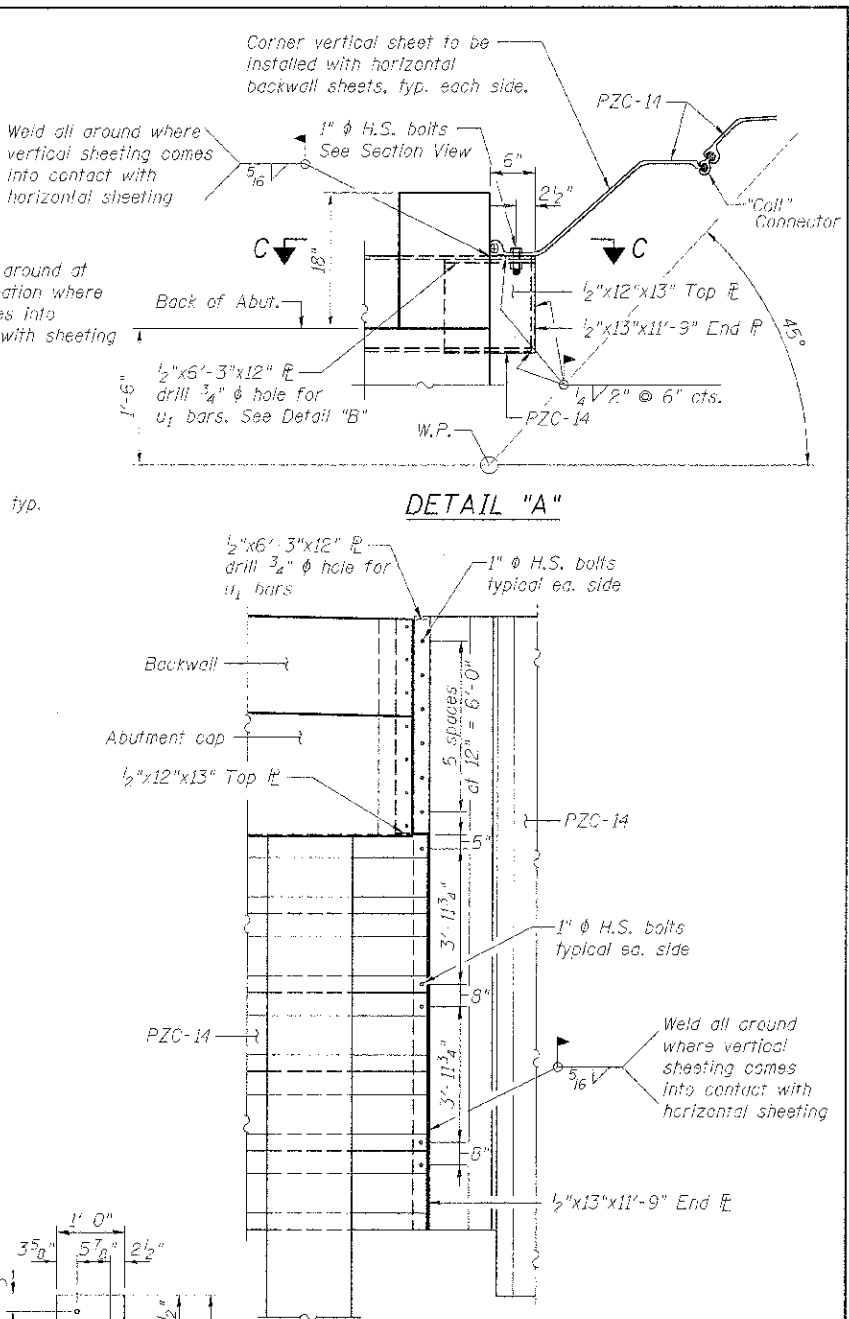
SECTION B-B

DETAIL "A"



ELEVATION

(Locking West)
(Sheeting shown straight for clarity)



SECTION C-C

DETAIL "B"

NOTES

- * Care shall be taken to not excavate beyond these limits.
- See Structural sheet 4 of 9 for Bill of Material.
- Abutment details not shown for clarity. See Structural Sheet 4 of 9 for details.
- The Contractor shall be paid for furnished sheeting as shown and Contractor shall drive the sheeting an extra 6" if top is not damaged, as directed by the Engineer.
- Contractor shall shop prime and paint all sheeting, plates and I-beams and only touch-up painting shall be performed in field.
- Sheeting shall be ASTM A572 Grade 50 Hot Rolled.
- Cost to cut sheeting after driving shall be included in the Contract Unit Price per Square Foot for Permanent Sheet Piling.

FILE: S:\PROJECTS\2016\180-012-Bureau-T.R.398-DESIGN\STRUCTURE\DWG\180-012-West-AbutmentSheetPileLayout.dwg

DESIGNED -	BKC	REVISED -	
CHECKED -	BKC	REVISED -	
DRAWN -	FDL	REVISED -	
CHECKED -	BKC	REVISED -	

BUREAU COUNTY
T.R. 398 OVER SPRING CREEK
STATION 20+00

WEST ABUTMENT SHEET PILE LAYOUT
STRUCTURE NO. 006-4143

TRM. RTE.	SECTION	COUNTY	TOTAL SHEETS	SHEET NO.
398	G9-10113-00-BR	BUREAU	19	11
WHA* 1004012		CONTRACT NO. 87551		