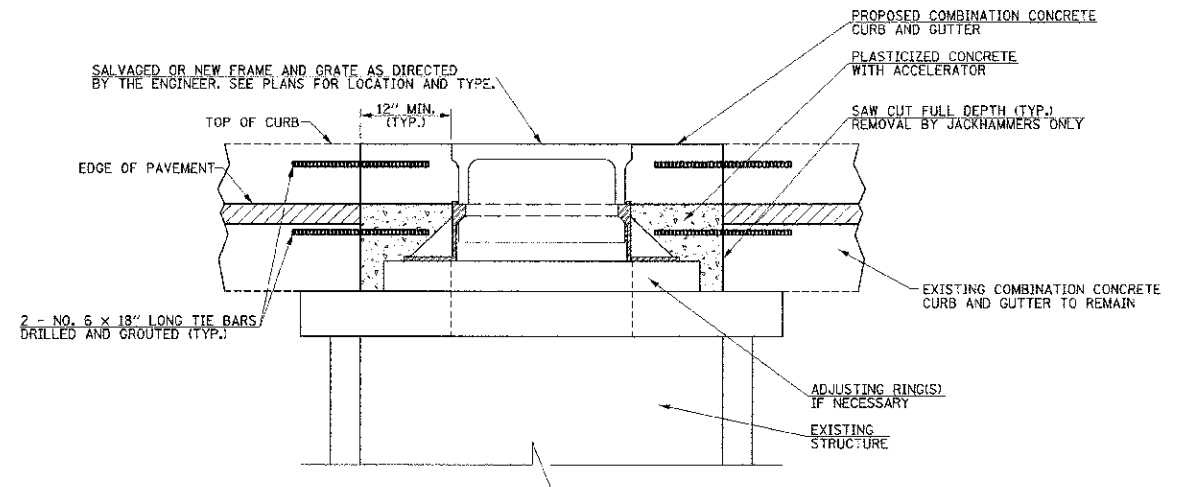


NOTE:

THIS WORK WILL BE PAID FOR AT THE CONTRACT UNIT PRICE EACH FOR MANHOLES TO BE ADJUSTED (SPECIAL), WHICH PRICE SHALL INCLUDE ALL LABOR, MATERIAL, AND EQUIPMENT NECESSARY TO COMPLETE THE WORK, INCLUDING SAW CUTTING, PAVEMENT REMOVAL, EXCAVATION, ADJUSTING RINGS, PLACEMENT OF THE SALVAGED FRAME AND LID, AND PLACEMENT OF THE PLASTICIZED BLACK CONCRETE PATCH WITH REINFORCEMENT BARS. SEE THE TEMPORARY PAVEMENT PATCH DETAIL AND THE SPECIAL PROVISIONS FOR ADDITIONAL INFORMATION.

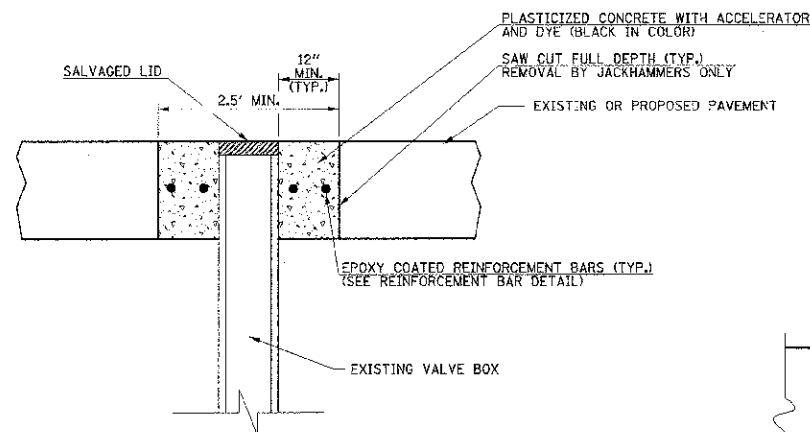
**MANHOLE FRAME AND LID ADJUSTMENT DETAIL
WITHIN PAVEMENT AREAS**



NOTES:

1. THIS WORK WILL BE PAID FOR AT THE CONTRACT UNIT PRICE EACH FOR INLETS TO BE ADJUSTED (SPECIAL) OR INLETS TO BE ADJUSTED WITH NEW FRAME AND GRATE (SPECIAL), WHICH PRICE SHALL INCLUDE THE REMOVAL OF THE EXISTING PAVEMENT AND FRAME AND GRATE, PLACEMENT OF ADJUSTING RINGS AND THE SALVAGED OR NEW FRAME AND GRATE, AND THE PLASTICIZED CONCRETE. SEE THE SPECIAL PROVISIONS FOR ADDITIONAL INFORMATION. THE REMOVAL AND REPLACEMENT OF COMBINATION CONCRETE CURB AND GUTTER WILL BE PAID FOR SEPARATELY.
2. THE MINIMUM REMOVAL LIMITS FOR THIS WORK SHALL BE 1' OF CURB AND GUTTER ON EITHER SIDE OF THE EXISTING FRAME AND 1' INTO THE PAVEMENT.
3. ALL PROPOSED GRATES SHALL BE THE TYPE SAFE FOR BICYCLE TRAFFIC.

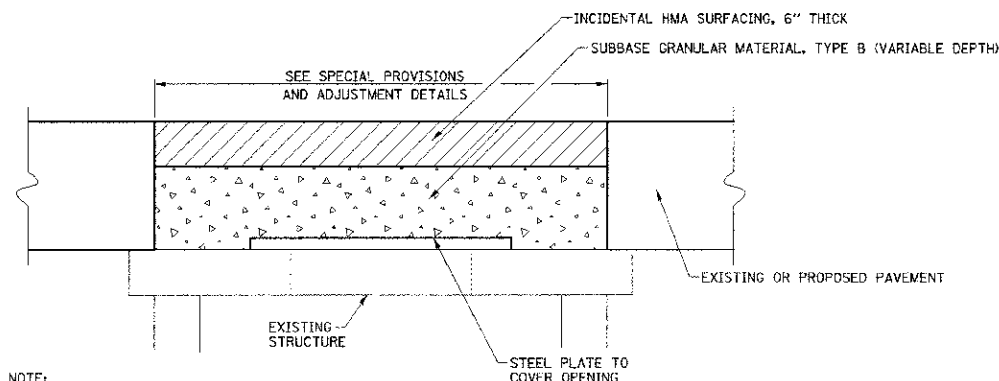
**INLET FRAME AND GRATE ADJUSTMENT DETAIL
WITHIN CURB AND GUTTER AREAS**



NOTE:

THIS WORK WILL BE PAID FOR AT THE CONTRACT UNIT PRICE EACH FOR VALVE BOXES TO BE ADJUSTED (SPECIAL), WHICH PRICE SHALL INCLUDE ALL LABOR, MATERIAL, AND EQUIPMENT NECESSARY TO COMPLETE THE WORK, INCLUDING SAW CUTTING, PAVEMENT REMOVAL, EXCAVATION, ADJUSTMENT OF THE VALVE BOX, AND PLACEMENT OF THE PLASTICIZED BLACK CONCRETE PATCH WITH REINFORCEMENT BARS. SEE THE TEMPORARY PAVEMENT PATCH DETAIL AND THE SPECIAL PROVISIONS FOR ADDITIONAL INFORMATION.

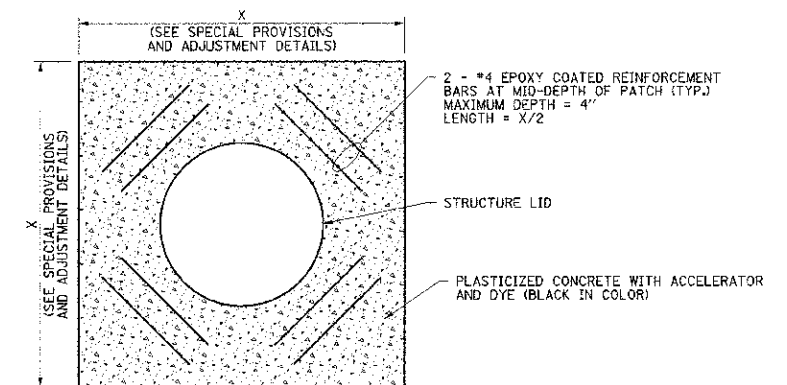
**VALVE BOX ADJUSTMENT DETAIL
WITHIN PAVEMENT AREAS**



NOTE:

THIS DETAIL IS FOR THE TEMPORARY PAVEMENT PATCHES ABOVE STRUCTURES TO BE ADJUSTED IN PAVEMENT AREAS. THE TEMPORARY PAVEMENT PATCHES ARE REQUIRED UNTIL THE CASTINGS OR BOXES ARE ADJUSTED TO GRADE AFTER THE HMA RESURFACING IS COMPLETE AND THE PERMANENT CONCRETE PAVEMENT PATCHES ARE CONSTRUCTED. FURNISHING AND INSTALLING THE STEEL PLATE AND TEMPORARY PAVEMENT PATCHES, INCLUDING ALL INCIDENTAL HMA SURFACING AND SUBBASE GRANULAR MATERIAL, SHALL BE INCLUDED IN THE COST OF THE STRUCTURE TO BE ADJUSTED, AND NO ADDITIONAL COMPENSATION WILL BE ALLOWED. SEE THE SPECIAL PROVISIONS FOR ADDITIONAL INFORMATION.

TEMPORARY PAVEMENT PATCH DETAIL



NOTES:

1. THE REINFORCEMENT BARS SHALL BE EPOXY COATED.
2. THE REINFORCEMENT BARS SHALL BE INCLUDED IN THE COST OF THE MANHOLE ADJUSTMENT OR THE VALVE BOX ADJUSTMENT.
3. THE MINIMUM CLEARANCE BETWEEN REINFORCEMENT BARS, CASTINGS, VALVE BOXES, AND PATCH EDGES SHALL BE 3 INCHES.

REINFORCEMENT BAR DETAIL

FILE NAME = p:\0070062_Urbana - Main Street ITEP\Plans\Sheets\15-misc-details.dgn
PLOT DATE = 3/7/2013 7:11:52 PM

DESIGNED - K.L.R.	REVISED -
DRAWN - A.E.A.	REVISED -
CHECKED - S.M.W.	REVISED -
DATE - 03/2013	REVISED -

STATE OF ILLINOIS
DEPARTMENT OF TRANSPORTATION

MISCELLANEOUS DETAILS

SCALE: NONE SHEET NO. 60 OF 75 SHEETS STA. TO STA.

F.A.U. RTE.	SECTION	COUNTY	TOTAL SHEETS	SHEET NO.
7124	09-00183-01-RS	CHAMPAIGN	75	60
MAIN STREET		CONTRACT NO. 91480		
FED. ROAD DIST. NO.		ILLINOIS FED. AID PROJECT		