

STATE OF ILLINOIS
DEPARTMENT OF TRANSPORTATION

F.A. RTE.	SECTION	COUNTY	TOTAL SHEETS	SHEET NO.
	D7 GUARDRAIL 2024-2	VARIOUS	5	1
		ILLINOIS	CONTRACT NO. 74C95	

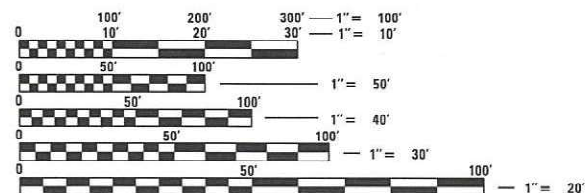
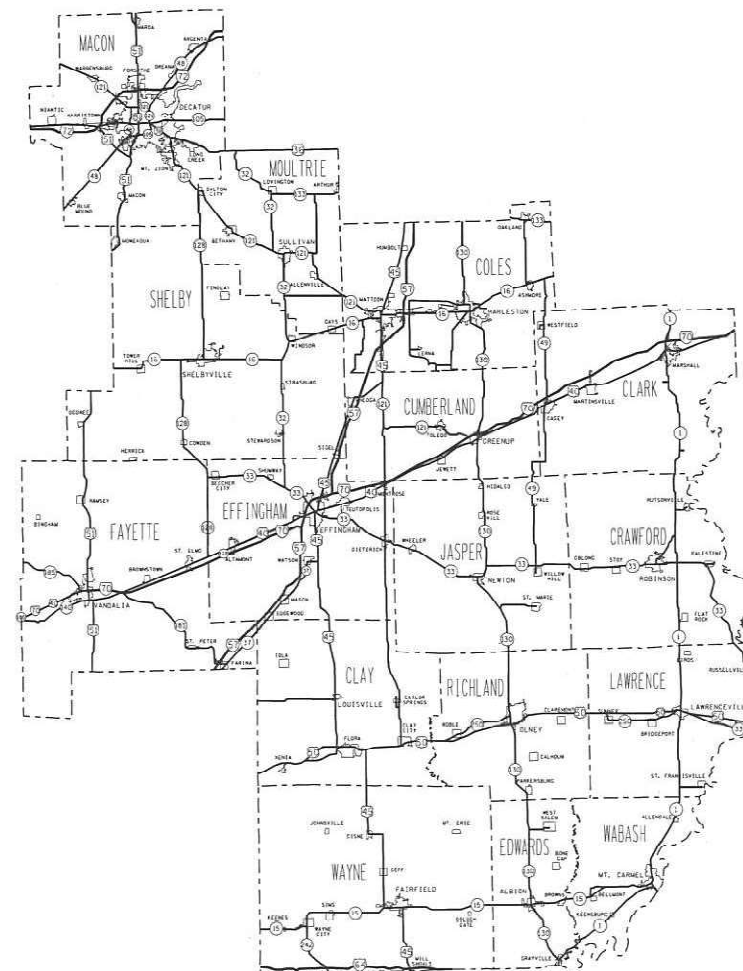
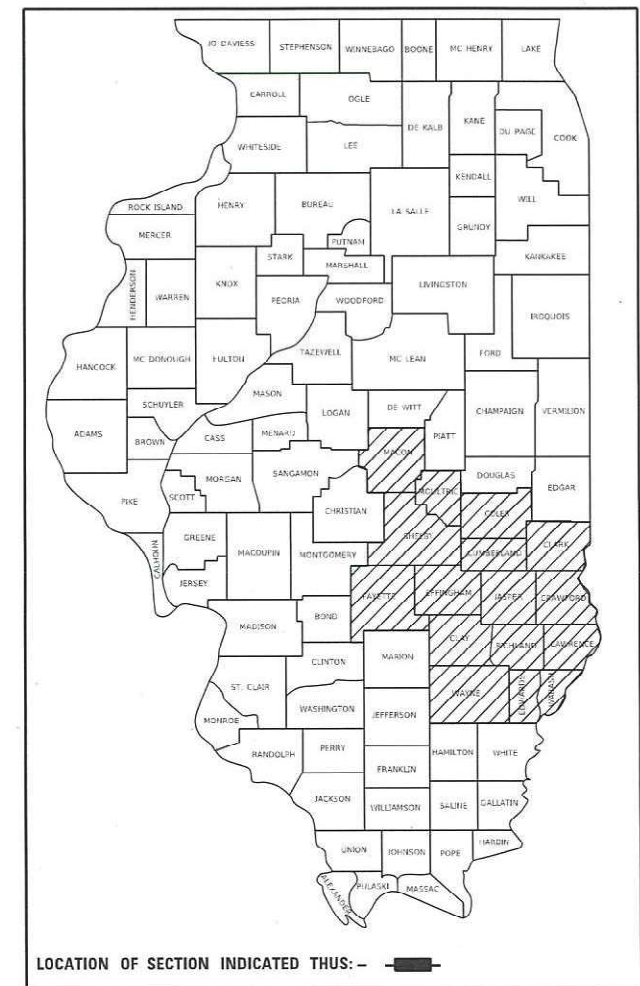
FOR INDEX OF SHEETS, SEE SHEET NO. 2

PROPOSED HIGHWAY PLANS

VARIOUS ROUTES
D7 GUARDRAIL 2024-2

GUARDRAIL REPAIRS
VARIOUS COUNTIES

C-97-056-24



FULL SIZE PLANS HAVE BEEN PREPARED USING STANDARD ENGINEERING SCALES. REDUCED SIZED PLANS WILL NOT CONFORM TO STANDARD SCALES. IN MAKING MEASUREMENTS ON REDUCED PLANS, THE ABOVE SCALES MAY BE USED.

J.U.L.I.E.
JOINT UTILITY LOCATION INFORMATION FOR EXCAVATORS
1-800-892-0123
OR 811

PROJECT ENGINEER BRIAN LEWIS
PROJECT MANAGER BRIAN LEWIS

CONTRACT NO. 74C95

STATE OF ILLINOIS
DEPARTMENT OF TRANSPORTATION

SUBMITTED March 27 2024
Jeffrey P. Myerick
REGIONAL ENGINEER

May 10, 2024 [Signature]
ENGINEER OF DESIGN AND ENVIRONMENT

May 10, 2024 [Signature]
DIRECTOR OF HIGHWAYS PROJECT IMPLEMENTATION

PRINTED BY THE AUTHORITY
OF THE STATE OF ILLINOIS

GENERAL NOTES

THIS PROJECT IS LOCATED ON VARIOUS ROUTES IN SIXTEEN COUNTIES ALL LOCATED WITHIN DISTRICT 7. THE WORK INCLUDED IN THIS SECTION CONSISTS OF VARIOUS TYPES OF GUARDRAIL REPAIR AND ALL OTHER WORK NECESSARY TO COMPLETE THIS SECTION.

THIS PROJECT INCLUDES REPAIRS OF EXISTING DAMAGE AT KNOWN LOCATIONS AND REPAIRS OF FUTURE DAMAGE ON AN ON-CALL BASIS.

REMOVED GUARDRAIL THAT IS NOT REPLACED ON THE SAME DAY SHALL BE DELINEATED WITH LIGHTED BARRICADES. NO LOCATIONS SHALL BE LEFT WITHOUT EITHER LIGHTED BARRICADES OR RESTORED GUARDRAIL AT ANY TIME.

THE LIMITS OF THE DAMAGED GUARDRAIL WILL BE MARKED WITH PAINT. THE REPLACEMENT PARTS AND THE QUANTITIES INDICATED ARE WITHIN THESE LIMITS AS MARKED.

THE CONTRACTOR IS ADVISED THAT THE GUARDRAIL PAY ITEMS INCLUDED IN THE PLANS MAY BE USED TO REPLACE/REPAIR SPBGR AND TRAFFIC BARRIER TERMINALS FOR THE MIDWEST GUARDRAIL SYSTEM AS SHOWN IN THE HIGHWAY STANDARDS AS WELL AS SPBGR AND TRAFFIC BARRIER TERMINALS INSTALLED PRIOR TO JAN. 1, 2007. NO ADDITIONAL COMPENSATION WILL BE ALLOWED FOR UTILIZING THE CURRENT MIDWEST GUARDRAIL SYSTEM STANDARD.

<u>SHEET NO.</u>	<u>ITEM</u>
1	COVER SHEET
2	INDEX OF SHEETS, GENERAL NOTES & LIST OF STANDARDS
3-4	SUMMARY OF QUANTITIES
5	SAND BARREL DETAILS

THE FOLLOWING STANDARDS ARE A PART OF THESE PLANS AND ARE INCLUDED FOLLOWING THE LAST NUMBERED SHEET OF THE PLANS.

<u>STD. NO.</u>	<u>DESCRIPTION</u>
000001-08	STANDARD SYMBOLS, ABBREVIATIONS AND PATTERNS
001006	DECIMAL OF AN INCH AND OF A FOOT
630001-13	STEEL PLATE BEAM GUARDRAIL
630301-09	SHOULDER WIDENING FOR TYPE 1 (SPECIAL) GUARDRAIL TERMINALS
631011-10	TRAFFIC BARRIER TERMINAL, TYPE 2
631026-06	TRAFFIC BARRIER TERMINAL, TYPE 5
631031-18	TRAFFIC BARRIER TERMINAL, TYPE 6
631033-09	TRAFFIC BARRIER TERMINAL, TYPE 6B
636001-02	CABLE ROAD GUARD SINGLE STRAND
643001-02	SAND MODULE IMPACT ATTENUATORS
665001-02	WOVEN WIRE FENCE
701001-02	OFF-ROAD OPERATIONS, 2L, 2W, MORE THAN 15' AWAY
701006-05	OFF-ROAD OPERATIONS, 2L, 2W, 15' TO 24" FROM PAVEMENT EDGE
701101-05	OFF-ROAD OPERATIONS, MULTILANE, 15' TO 24" FROM PAVEMENT EDGE
701106-02	OFF-ROAD OPERATIONS, MULTILANE, MORE THAN 15' AWAY
701201-05	LANE CLOSURE, 2L, 2W, DAY ONLY, FOR SPEEDS >= 45 MPH
701301-04	LANE CLOSURE, 2L, 2W, SHORT TIME OPERATIONS
701426-09	LANE CLOSURE, FREEWAY/EXPRESSWAY, DAY OPERATIONS ONLY
701501-06	URBAN LANE CLOSURE, 2L, 2W, UNDIVIDED
701601-09	URBAN LANE CLOSURE, MULTILANE, 1W OR 2W, WITH NONTRAVERSABLE MEDIAN
701901-09	TRAFFIC CONTROL DEVICES
725001-01	OBJECT AND TERMINAL MARKERS
782006-01	GUARDRAIL AND BARRIER WALL REFLECTOR MOUNTING DETAILS

REV. - MS

MODEL: D:\default...
 FILE: M:\...
 PROJECT: 74C95...

USER NAME = Mona.Steffen PLOT SCALE = 100.0000' / in. PLOT DATE = 3/27/2024	DESIGNED - DRAWN - CHECKED - DATE -	REVISED - REVISED - REVISED + REVISED +	STATE OF ILLINOIS DEPARTMENT OF TRANSPORTATION	INDEX OF SHEETS, GENERAL NOTES, LIST OF STANDARDS	<table border="1" style="width: 100%; border-collapse: collapse;"> <tr> <th style="font-size: 8px;">F.A. RTE.</th> <th style="font-size: 8px;">SECTION</th> <th style="font-size: 8px;">COUNTY</th> <th style="font-size: 8px;">TOTAL SHEETS</th> <th style="font-size: 8px;">SHEET NO.</th> </tr> <tr> <td></td> <td>D7 GUARDRAIL 2024-2</td> <td>VARIOUS</td> <td style="text-align: center;">5</td> <td style="text-align: center;">2</td> </tr> <tr> <td colspan="3"></td> <td colspan="2" style="text-align: right; font-size: 8px;">CONTRACT NO. 74C95</td> </tr> <tr> <td colspan="5" style="text-align: center; font-size: 8px;">ILLINOIS FED. AID PROJECT</td> </tr> </table>	F.A. RTE.	SECTION	COUNTY	TOTAL SHEETS	SHEET NO.		D7 GUARDRAIL 2024-2	VARIOUS	5	2				CONTRACT NO. 74C95		ILLINOIS FED. AID PROJECT				
F.A. RTE.	SECTION	COUNTY	TOTAL SHEETS	SHEET NO.																					
	D7 GUARDRAIL 2024-2	VARIOUS	5	2																					
			CONTRACT NO. 74C95																						
ILLINOIS FED. AID PROJECT																									
			SCALE:	SHEET OF SHEETS	STA. TO STA.																				

100% STATE

100% STATE

SUMMARY OF QUANTITIES			TOTAL QUANTITIES	CONSTRUCTION TYPE CODE	
CODE NO	ITEM	UNIT		0021 MCHD	0021 CONT. MAINT.
63100045	TRAFFIC BARRIER TERMINAL, TYPE 2	EACH	2	1	1
63100070	TRAFFIC BARRIER TERMINAL, TYPE 5	EACH	2	1	1
63100085	TRAFFIC BARRIER TERMINAL, TYPE 6	EACH	2	1	1
63100167	TRAFFIC BARRIER TERMINAL, TYPE 1 (SPECIAL) TANGENT	EACH	35	25	10
63100169	TRAFFIC BARRIER TERMINAL, TYPE 1 (SPECIAL) FLARED	EACH	3	2	1
63600105	CABLE ROAD GUARD, SINGLE STRAND	FOOT	90	50	40
66500105	WOVEN WIRE FENCE, 4'	FOOT	100	50	50
67100100	MOBILIZATION	L SUM	1	0.5	0.5
72501000	TERMINAL MARKER - DIRECT APPLIED	EACH	35	25	10
78200005	GUARDRAIL REFLECTORS, TYPE A	EACH	150	100	50
X6300210	GUARDRAIL BLOCKS	EACH	1050	650	400
X6300215	RAIL ELEMENT PLATES	EACH	400	250	150
X6300217	RAIL ELEMENT PLATES (RADIUS)	EACH	8	6	2

SUMMARY OF QUANTITIES			TOTAL QUANTITIES	CONSTRUCTION TYPE CODE	
CODE NO	ITEM	UNIT		0021 MCHD	0021 CONT. MAINT.
X6300220	EXTRUDER HEAD	EACH	2	1	1
X6300225	SINGLE END SECTION	EACH	2	1	1
X6300231	STEEL POST, ATTACHED TO STRUCTURES	EACH	6	4	2
X6300236	STEEL POSTS 6'	EACH	700	400	300
X6300239	STEEL POSTS 9'	EACH	60	40	20
X6431220	REMOVE AND REPLACE IMPACT ATTENUATOR SAND MODULE	EACH	40	20	20
Z0008760	EMERGENCY WORK CALL OUT	EACH	2	1	1
Z0029658	REPAIR TRAFFIC BARRIER TERMINAL TYPE 1 SPECIAL - POST	EACH	3	2	1
Z0052410	REPAIR TRAFFIC BARRIER TERMINAL, TYPE 1 SPECIAL (TANGENT)	EACH	3	2	1
Z0052415	REPAIR TRAFFIC BARRIER TERMINAL, TYPE 1 SPECIAL (FLARED)	EACH	2	1	1
Z0052600	REPAIR TRAFFIC BARRIER TERMINAL, TYPE 2	EACH	2	1	1
Z0053200	REPAIR TRAFFIC BARRIER TERMINAL, TYPE 6	EACH	2	1	1

MODEL: Default
 FILE: \\blmfe-pw-beadley.com\FW\DOT\Documents\DOT_Offices\Director_T\Project\74C95\CADD\DATA\CAD\Sheet\DOT\74C95-SP-S00.dgn

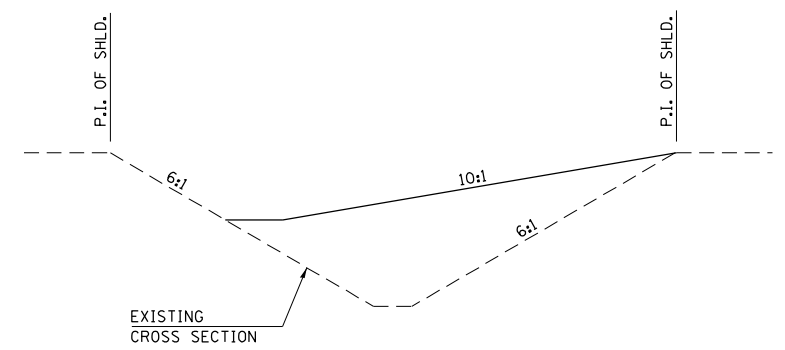
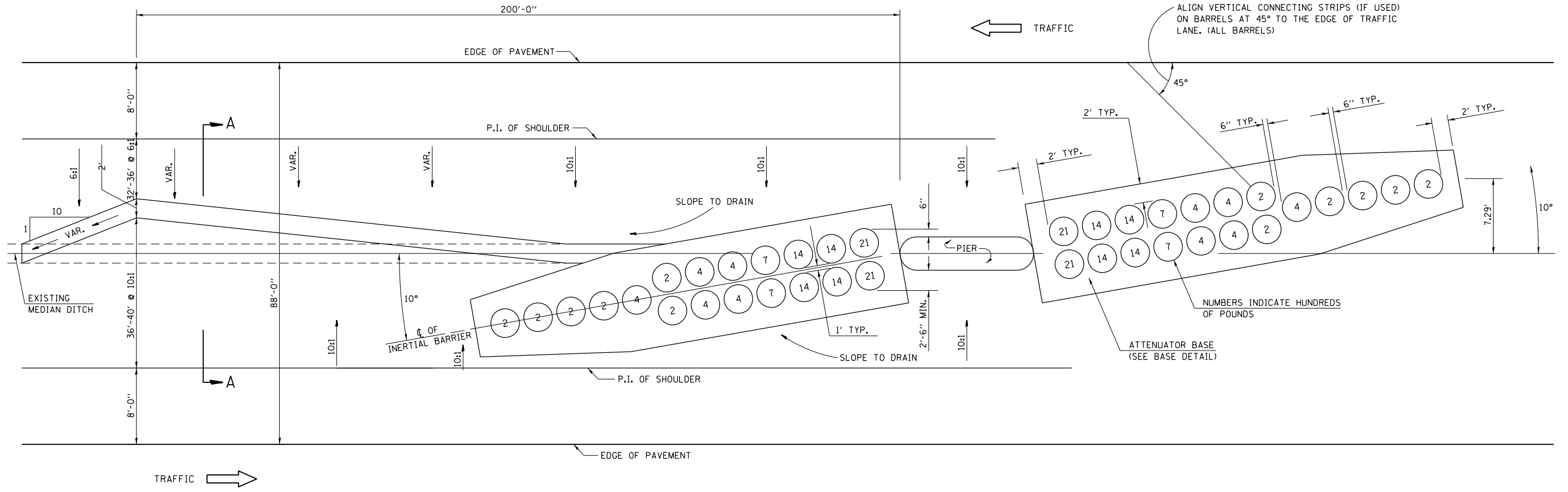
USER NAME = Mona.Steffen	DESIGNED -	REVISED -
PLOT SCALE = 100,0000' / in.	DRAWN -	REVISED -
PLOT DATE = 3/27/2024	CHECKED -	REVISED -
	DATE -	REVISED -

**STATE OF ILLINOIS
DEPARTMENT OF TRANSPORTATION**

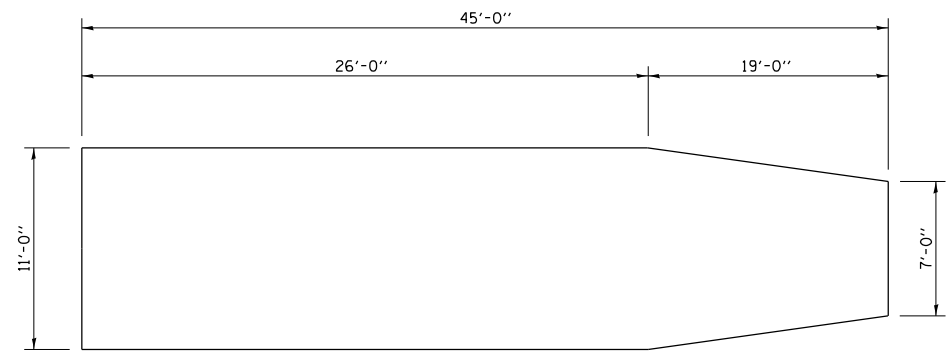
SUMMARY OF QUANTITIES

SCALE: SHEET OF SHEETS STA. TO STA.

F.A. RTE.	SECTION	COUNTY	TOTAL SHEETS	SHEET NO.
	D7 GUARDRAIL 2024-2	VARIOUS	5	3
			CONTRACT NO. 74C95	
			ILLINOIS FED. AID PROJECT	



**SECTION A-A
GRADING AND SHAPING DETAIL**



BASE DETAIL

GENERAL NOTES

1. ALL 10:1 SLOPES SHOWN ON THIS DETAIL SHALL BE CONSTRUCTED 10:1 OR FLATTER.
2. THE SLOPES AS SHOWN ON THIS DETAIL SHALL APPLY TO BOTH ENDS OF THE BRIDGE PIERS.
3. THE LENGTH X WIDTH OF MODULE LAYOUT IS 41.0' x 7.0'; 19 MODULES - 14,400 LBS.
4. IN AREAS OF 10:1 SLOPES PRECEDING THE ATTENUATOR IN THE MEDIAN INSTALLATION, FOUR OR MORE WOOD POSTS SHALL BE PLACED AT 5' INTERVALS IN THE MEDIAN ϕ . SEE SPECIAL PROVISIONS AND SCHEDULES.

NOTE:
This sheet applies ONLY when making partial repair of an existing sand barrel array that was installed according to this drawing. Use Standard 643001 for a complete replacement.

NOT TO SCALE
Note: All dimensions are in INCHES (millimeters) unless otherwise shown.

MODEL: Default
FILE: 3dmodel.pia
PROJECT: 74C95
CADD: 74C95
CADD DATA: 74C95
CADD SHEETS: 74C95-01-01.dwg

USER NAME = Mona.Steffen	DESIGNED -	REVISED -
PLOT SCALE = 100,0000' / in.	DRAWN -	REVISED -
PLOT DATE = 3/27/2024	CHECKED -	REVISED -
	DATE -	REVISED -

**STATE OF ILLINOIS
DEPARTMENT OF TRANSPORTATION**

EXISTING SAND BARREL DETAIL			
SCALE:	SHEET	OF SHEETS	STA. TO STA.

F.A. RTE.	SECTION	COUNTY	TOTAL SHEETS	SHEET NO.
	D7 GUARDRAIL 2024-2	VARIOUS	5	5
ILLINOIS FED. AID PROJECT			CONTRACT NO. 74C95	