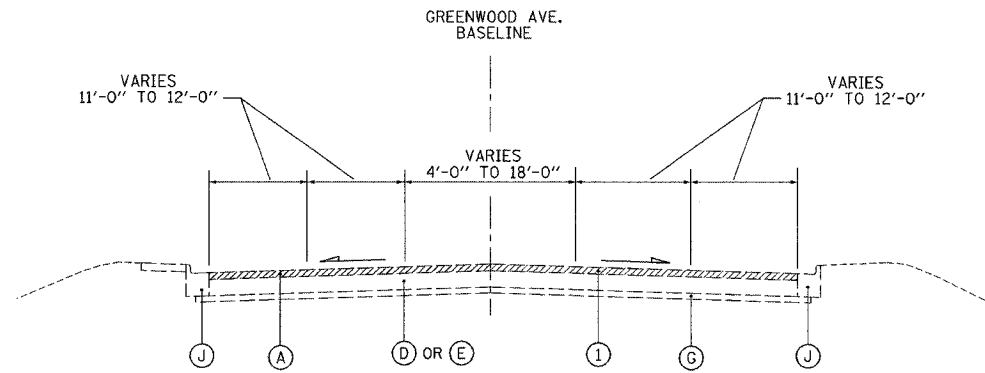


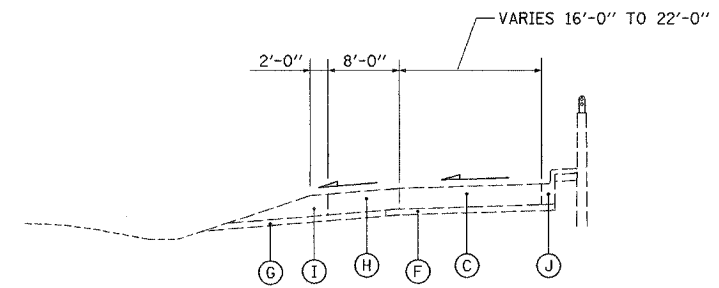
CONTRACT NO. 60B75

F.A.P. RTE.	SECTION	COUNTY	TOTAL SHEETS	SHEET NO.
352	(8&9) RS-4	LAKE	31	4
FED. ROAD DIST. NO.		ILLINOIS	FED. AID PROJECT	



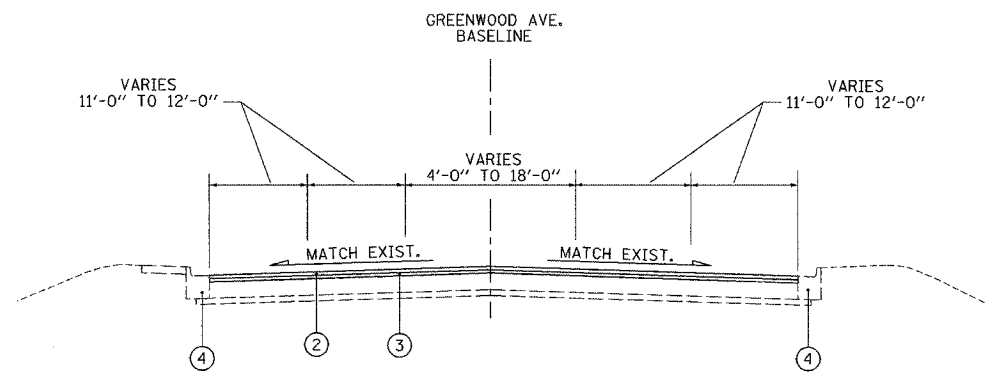
GREENWOOD AVENUE EXISTING TYPICAL SECTION

STA. 14+80 TO STA. 31+05±



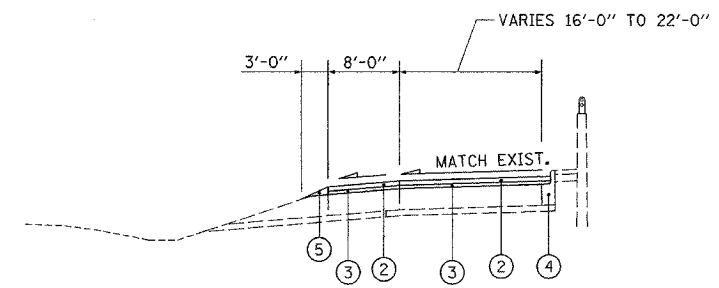
EXISTING TYPICAL RAMP SECTION

STA. 50+00± TO STA. 68+00±
STA. 103+50± TO STA. 126+00±



GREENWOOD AVENUE PROPOSED TYPICAL SECTION

STA. 14+80 TO STA. 31+05±



PROPOSED TYPICAL RAMP SECTION

STA. 50+00± TO STA. 68+00±
STA. 103+50± TO STA. 126+00±

EXISTING CONDITIONS:

- (A) HOT-MIX ASPHALT SURFACE AND BINDER COURSE, (3" & VARIES)
- (B) CONTINUOUSLY REINFORCED PORTLAND CEMENT CONCRETE PAVEMENT, 8"
- (C) PORTLAND CEMENT CONCRETE PAVEMENT, 10"
- (D) HOT-MIX ASPHALT BASE COURSE, (DEPTH VARIES)
- (E) PORTLAND CEMENT CONCRETE BASE COURSE
- (F) HOT-MIX ASPHALT SUB-BASE, 4"
- (G) SUB-BASE GRANULAR MATERIAL
- (H) HOT-MIX ASPHALT SHOULDERS
- (I) AGGREGATE SHOULDERS
- (J) COMBINATION CONCRETE CURB AND GUTTER
- (K) BARRIER CURB
- (L) RETAINING WALL

PROPOSED IMPROVEMENTS:

- (1) HOT-MIX ASPHALT SURFACE REMOVAL, 2 1/2"
- (2) HOT-MIX ASPHALT SURFACE COURSE, MIX "D", N70, (1 1/2")
- (3) LEVELING BINDER (MACHINE METHOD), N70, (1")
- (4) COMBINATION CONCRETE CURB AND REMOVAL AND REPLACEMENT (AS DETERMINED BY THE ENGINEER)
- (5) AGGREGATE WEDGE SHOULDER, TYPE B

REVISIONS	
NAME	DATE

ILLINOIS DEPARTMENT OF TRANSPORTATION
FAP 352 (IL 137)
GREENWOOD AVE TO GENESEE ST.

TYPICAL SECTIONS

SCALE: NOT TO SCALE
DATE
DRAWN BY: MAB
CHECKED BY