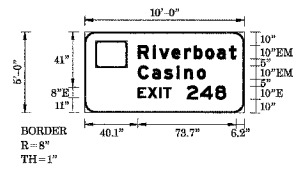


F.A.I. RTE.	SECTION	COUNTY	TOTAL SHEETS	SHEET NO.
55	99 (1&2) WRS	WILL	334	250
STA.		TO STA.		
FED. ROAD DIST. NO.		ILLINOIS	FED. AID PROJECT	

SIGN DETAIL
1:50



SIGN NUMBER	1G0991055L249.0
WIDTH x HGHT.	10'-0" x 5'-0"
BORDER WIDTH	1"
CORNER RADIUS	8"
MOUNTING	Ground
BACKGROUND	TYPE: Reflective
	COLOR: Brown
LEGEND/BORDER	TYPE: Reflective
	COLOR: White /Pure White

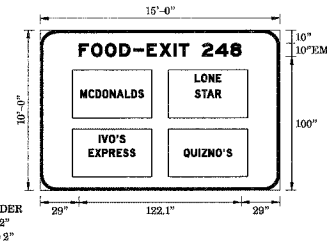
SYMBOL	X	Y	WID	HT

Panel Style:guide_exp_recreational.asi
Dimensions are in inches,tenths

Letter locations are panel edge to lower left corner

LETTER POSITIONS (X)										LENGTH	SERIES/SIZE	
R	i	v	e	r	b	o	a	t				EM107.5
40.1	51.3	56.1	65.5	75.1	82.3	90.8	99.6	108.8			73.7	
C	a	s	i	n	o							EM107.5
40.1	50.7	59.9	69.3	75	84.5						51	
E	X	I	T	2	4	8						ES,E10
40.1	47.6	56.2	59.2	77.1	87.1	98.4					68.3	

SIGN DETAIL
1:50



SIGN NUMBER	1G0991055L249.06
WIDTH x HGHT.	16'-0" x 10'-0"
BORDER WIDTH	2"
CORNER RADIUS	12"
MOUNTING	Ground
BACKGROUND	TYPE: Reflective
	COLOR: Blue
LEGEND/BORDER	TYPE: Reflective
	COLOR: White /Pure White

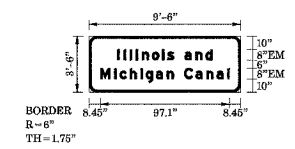
SYMBOL	X	Y	WID	HT

Panel Style:guide_fwy_motor-serv.asi
Dimensions are in inches,tenths

Letter locations are panel edge to lower left corner

LETTER POSITIONS (X)										LENGTH	SERIES/SIZE		
F	O	O	D	-	E	X	I	T	2	4	8		EM10
29	38.4	45.7	59.6	70.1	80.2	89.6	100.3	104.4	111.7	121.7	131.7	143	122.1

SIGN DETAIL
1:50



NOTE:
USE THIS PANEL DETAIL FOR
SIGN NUMBER 1G0991055L249.1

SIGN NUMBER	1G0991055R249.1
WIDTH x HGHT.	9'-6" x 5'-6"
BORDER WIDTH	1.75"
CORNER RADIUS	6"
MOUNTING	Ground
BACKGROUND	TYPE: Reflective
	COLOR: Green
LEGEND/BORDER	TYPE: Reflective
	COLOR: White /Pure White

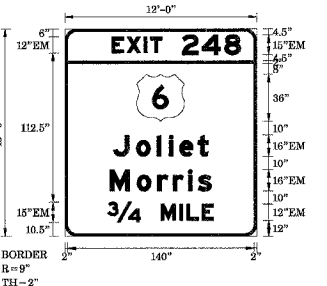
SYMBOL	X	Y	WID	HT

Panel Style:guide_exp_pull-thru.asi
Dimensions are in inches,tenths

Letter locations are panel edge to lower left corner

LETTER POSITIONS (X)										LENGTH	SERIES/SIZE			
I	l	l	i	n	o	i	a	a	n	d			EM86	
21.2	26.1	30.6	35.1	39.6	47.3	55	58.8	63.9	71.9	80.1	87.6		71.5	
M	i	e	h	i	g	a	n	C	a	n	a	l		EM86
8.5	19	23	30.6	38.8	42.8	50.4	58.5	63.6	71.6	80.1	88.3	95.9	104	97.1

SIGN DETAIL
1:50



SIGN NUMBER	1G0991055L249.21
WIDTH x HGHT.	12'-0" x 13'-0"
BORDER WIDTH	2"
CORNER RADIUS	9"
MOUNTING	Ground
BACKGROUND	TYPE: Reflective
	COLOR: Green
LEGEND/BORDER	TYPE: Reflective
	COLOR: White /Pure White

SYMBOL	X	Y	WID	HT
MI_4	53.7	86	36	36

Panel Style:IDOTGROUND.asi
Dimensions are in inches,tenths

Letter locations are panel edge to lower left corner

LETTER POSITIONS (X)										LENGTH	SERIES/SIZE		
E	X	I	T	2	4	8							EM12,EM15
85.2	46.5	59.4	64.2	88	103.1	120							96.8
J	o	l	i	e	t								EM16/12
36.2	53.6	69	78.1	86.1	99.7								71.5
M	o	r	r	i	s								EM16/12
33.6	54	69.5	81	92.4	100								76.4
3/4	M	I	L	E									EM15,EM12
31.9	71.9	86	91.5	102.7									79.6

REVISIONS	
NAME	DATE

ILLINOIS DEPARTMENT OF TRANSPORTATION
FAI ROUTE 55 (I-80 TO BLACK ROAD)
WIDENING AND RESURFACING

SIGN PANEL DETAILS
I

SCALE: N.T.S. DRAWN BY MW
DATE: 02/23/07 CHECKED BY DDH

TENG TENG & ASSOCIATES, INC.
ENGINEERS/ARCHITECTS/PLANNERS
CHICAGO, ILLINOIS

PLOT DATE = 02/23/07
 FILE NAME = 8FILE18
 PLOT SCALE = 1/8"=1'-0"
 USER NAME = JUSER