CONTRACT NO. 62895

F.A.I. RTE.	SECTION	COUNTY	TOTAL SHEETS	SHEET NO.
55	99 (1&2) WRS	WILL	334	251
STA.	TO STA.			
FED. ROAD DIST. NO.	ILLINOIS	FED. AID PROJECT		

SIGN DETAIL
1:50

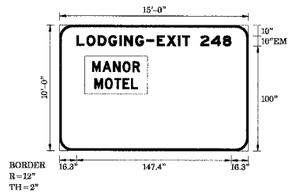

Panel Style:guide_fwy_motor-serv.ssi
Dimensions are in inches.tenths

Letter locations are panel edge to lower left corner

SIGN NUMBER	1G099I055L249.33
WIDTH x HGHT.	15'-0" x 10'-0"
BORDER WIDTH	2"
CORNER RADIUS	12"
MOUNTING	Ground
BACKGROUND	TYPE: Reflective
	COLOR: Blue
LEGEND/BORDER	TYPE: Reflective
	COLOR: White /Pure White

SYMBOL	X	Y	WID	HT

LETTER POSITIONS (X)

																						LENGTH	SERIESSIZE
L	O	D	G	I	N	G	-	E	X	I	T		2	4	8								EM10
16.3	25.7	36.5	46.6	57.1	61.7	72.2	82.8	92.9	102.3	113	117	124.3	134.3	144.4	155.7							147.4	

SIGN DETAIL
1:50

Panel Style:NewIdotGround.ssi
Dimensions are in inches.tenths

Letter locations are panel edge to lower left corner

SIGN NUMBER	1G099I055R250.7
WIDTH x HGHT.	13'-0" x 14'-6"
BORDER WIDTH	2"
CORNER RADIUS	9"
MOUNTING	Ground
BACKGROUND	TYPE: Reflective
	COLOR: Green
LEGEND/BORDER	TYPE: Reflective
	COLOR: White /Pure White

SYMBOL	X	Y	WID	HT
M148_2	60	102	36	36

LETTER POSITIONS (X)

																						LENGTH	SERIESSIZE
E	X	I	T	2	5	1																	EM12,EM15
55.2	66.5	79.3	84.2	107.9	123.8	139.6																88.8	
S	h	o	r	e	w	o	o	d															EM1612
13.1	31	46.1	61.6	71.7	85.5	104.5	118.5	132.6														129.8	
P	l	a	i	n	f	i	e	l	d														EM1612
17.8	35	42.9	59.1	68.4	83.3	94.6	102.6	117.9	125.8													118.3	
1	M	I	L	E																			EM15,EM12
48.5	67.9	82	87.5	98.7																		59.1	

SIGN DETAIL
1:50

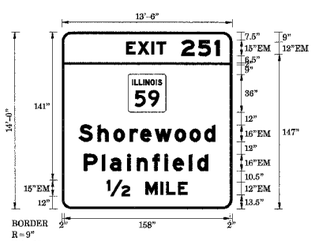

Panel Style:NewIdotGround.ssi
Dimensions are in inches.tenths

Letter locations are panel edge to lower left corner

SIGN NUMBER	1G099I055R255.12
WIDTH x HGHT.	13'-6" x 14'-0"
BORDER WIDTH	2"
CORNER RADIUS	9"
MOUNTING	Ground
BACKGROUND	TYPE: Reflective
	COLOR: Green
LEGEND/BORDER	TYPE: Reflective
	COLOR: White /Pure White

SYMBOL	X	Y	WID	HT
M148_2	63	92	36	36

LETTER POSITIONS (X)

																						LENGTH	SERIESSIZE
E	X	I	T	2	5	1																	EM12,EM15
61.2	72.4	85.3	90.1	113.9	129.7	145.5																88.8	
S	h	o	r	e	w	o	o	d															EM1612
16	33.9	49.1	64.5	74.7	88.4	107.4	121.5	135.5														129.8	
P	l	a	i	n	f	i	e	l	d														EM1612
20.7	38	45.9	62.1	71.3	86.3	97.6	105.6	120.9	128.8													118.3	
1	M	I	L	E																			EM15,EM12
42.7	79.6	93.8	99.2	110.5																		76.6	

SIGN DETAIL
1:50

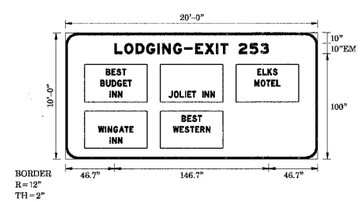

Panel Style:guide_fwy_motor-serv.ssi
Dimensions are in inches.tenths

Letter locations are panel edge to lower left corner

SIGN NUMBER	1G099I055R251.71
WIDTH x HGHT.	20'-0" x 10'-0"
BORDER WIDTH	2"
CORNER RADIUS	12"
MOUNTING	Ground
BACKGROUND	TYPE: Reflective
	COLOR: Blue
LEGEND/BORDER	TYPE: Reflective
	COLOR: White /Pure White

SYMBOL	X	Y	WID	HT

LETTER POSITIONS (X)

																						LENGTH	SERIESSIZE
L	O	D	G	I	N	G	-	E	X	I	T		2	5	3								EM10
46.7	56.1	66.8	77	87.5	92.1	102.6	113.2	123.3	132.7	143.4	147.4	154.8	164.7	175.3	185.3							146.7	

REVISIONS	
NAME	DATE

ILLINOIS DEPARTMENT OF TRANSPORTATION
FAI ROUTE 55 (I-80 TO BLACK ROAD)
WIDENING AND RESURFACING

SIGN PANEL DETAILS II

SCALE: N.T.S. DRAWN BY MW
DATE 02/23/07 CHECKED BY DDH

TENG
TENG & ASSOCIATES, INC.
ENGINEERS/ARCHITECTS/PLANNERS
CHICAGO, ILLINOIS

PLOT DATE = $$DATE$
FILE NAME = $$FILEL$
PLOT SCALE = $$SCALE$
USER NAME = $$USER$

..\SIGNPLANS\IDOT\..\B099I055R01.DGN
VARS=NWZ
2:26:21207,19:16:29

S:\DOCUMENT\PROJECTS\01TL\DGN\S2062\62822.SHT