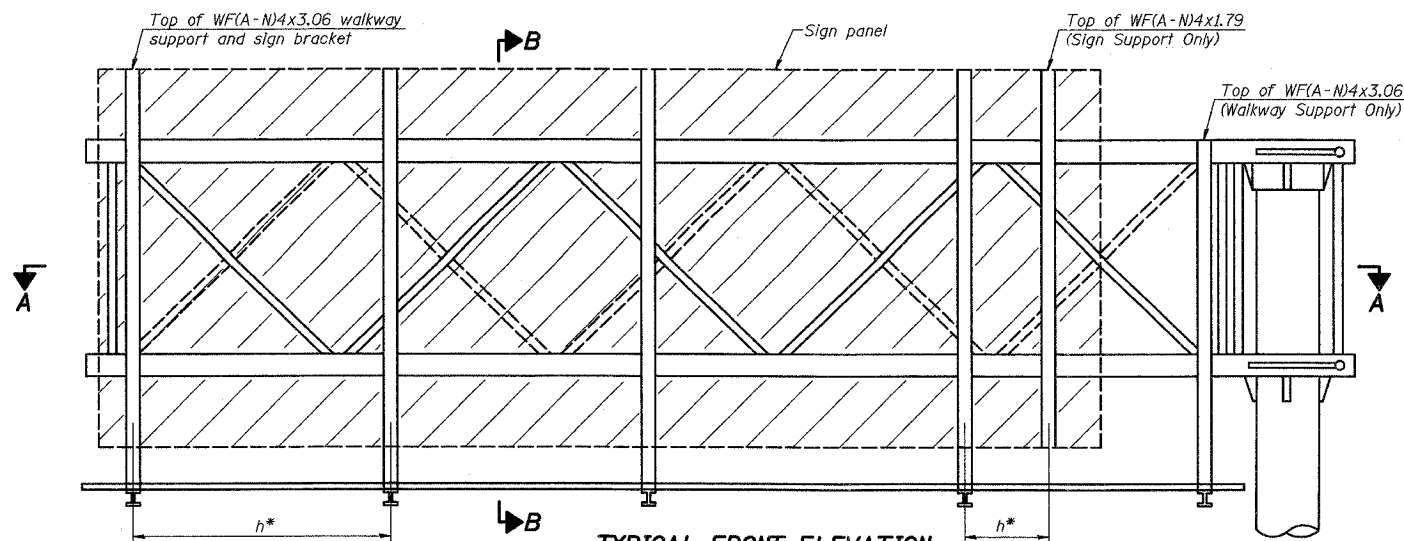
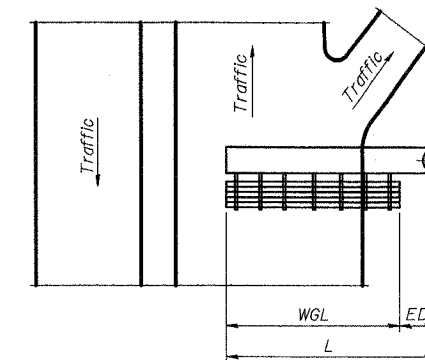


CONTRACT NO. 62896				
F.A.P. RTE.	SECTION	COUNTY	TOTAL SHEETS	SHEET NO.
55	100 (I&2) I-9	WILL	227	128
STA.		TO STA.		
FED. ROAD DIST. NO.		ILLINOIS FED. AID PROJECT		
DETL-20 OF 27				

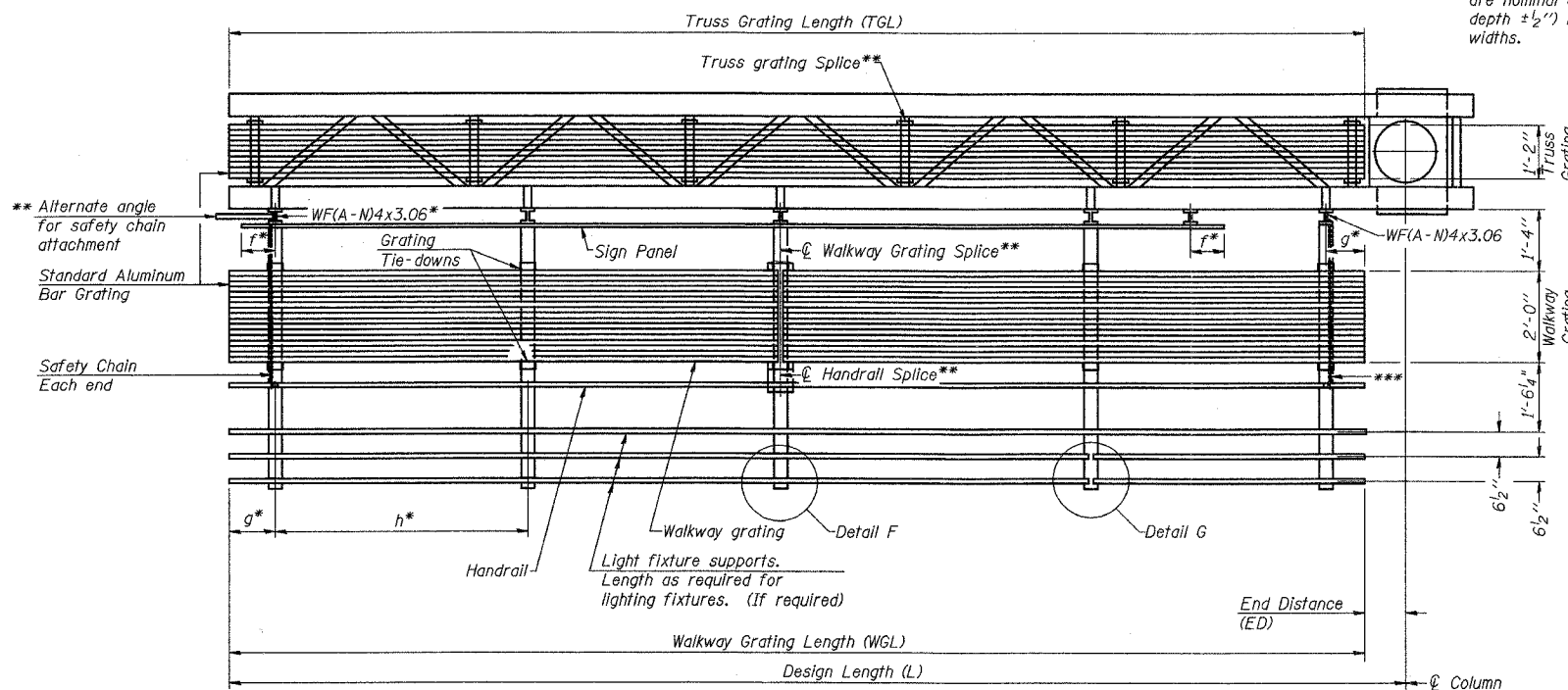


TYPICAL FRONT ELEVATION
With lights and handrail omitted for clarity.



PLAN WALKWAY AND HANDRAIL SKETCH
(Road plan beneath truss varies)

Walkway and truss grating dimensions are nominal and may vary (width ±½", depth ±½") based on available standard widths.



SECTION A-A

Truss grating to facilitate inspection shall run full length of cantilevers. Cost of truss grating is included in Overhead Sign Structure Cantilever.

Handrail and walkway grating shall span a minimum of three brackets between splices.
** Use and location of handrail or grating splices are optional, based on lengths needed and material availability.

$$TGL = L - \left(\frac{\text{Post O.D.}}{2} + 6'' \right)$$

NUMBER	REVISION	DATE

Structure Number	Station	WGL	ED	TGL
IC0991055L257.7	601+55	16'	10'	24'-6"

Notes:
* Space walkway brackets WF(A-N)4x3.06 and sign brackets WF(A-N)4x1.79 for efficiency and within limits shown:
 $f = 12''$ maximum, $4''$ minimum (End of sign to ϕ of nearest bracket)
 $g = 12''$ maximum, $4''$ minimum (End of walkway to ϕ of nearest bracket)
 $h = 6'-0''$ maximum (ϕ to ϕ sign and/or walkway support brackets, WF(A-N)4x1.79 or WF(A-N)4x3.06)
*** If walkway bracket at safety chain location is behind sign, add angle to bracket.
For details of sign placement, sign/walkway brackets, truss and walkway gratings, grating splices and Section B-B, see Base Sheet OSC-A-7.
For details of handrail, handrail splice, safety chain and Details F and G, see Base Sheet OSC-A-8.

BRACKET TABLE

WF(A-N)4x1.79 or WF(A-N)4x3.06 ASTM B308, Alloy 6061-T6		
Sign Width	Number Brackets Required	
Greater Than	Less Than or Equal To	
8'-0"	8'-0"	2
14'-0"	14'-0"	3
20'-0"	20'-0"	4
26'-0"	26'-0"	5
32'-0"	32'-0"	6

DAVID MASON & ASSOCIATES
Civil Engineering
Structural Engineering
Surveying
445 E. Illinois, Suite 640
Chicago, IL 60611
(312) 942-9999

PARSONS BRINCKERHOFF

REVISIONS	
NAME	DATE

OSC-A-6

1-7-05

ILLINOIS DEPARTMENT OF TRANSPORTATION
F.A.I. 1-55
US RTE. 30 TO 143rd STREET
CANTILEVER SIGN STRUCTURES
ALUMINUM WALKWAY DETAILS
ALUMINUM TRUSS & STEEL POST

SCALE: DRAWN BY: JS, LC
DATE: FEBRUARY 23, 2007 CHECKED BY: SE

FINAL