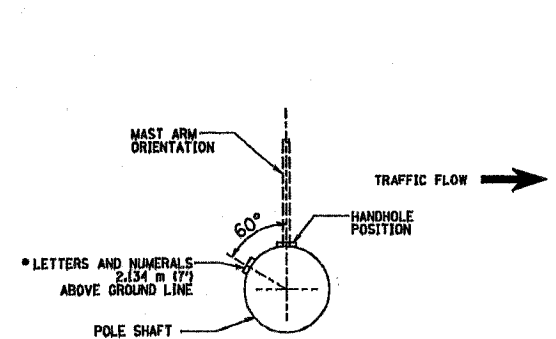
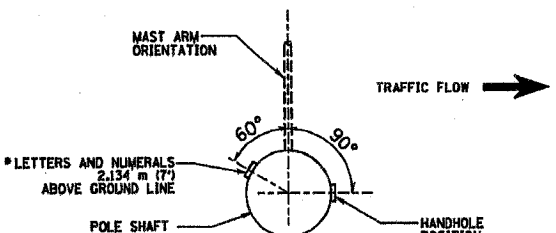


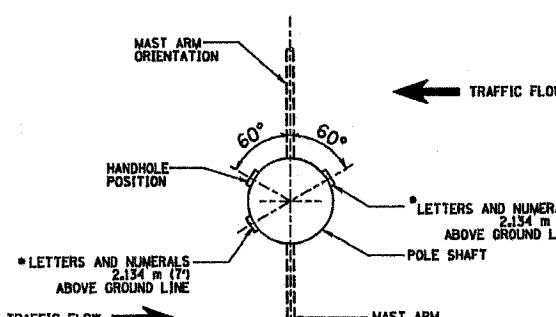
CONTRACT NO.			
F.A. RTE.	SECTION	COUNTY	TOTAL SHEETS
55	99 (1&2) WRS-1	WILL	227
STA.		TO STA.	
FED. ROAD DIST. NO. 1		ILLINOIS FED. AID PROJECT	



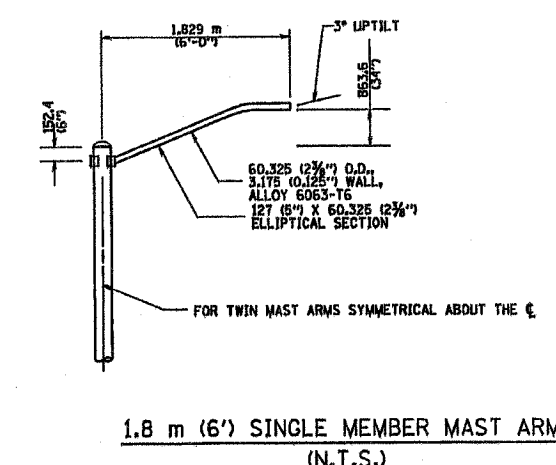
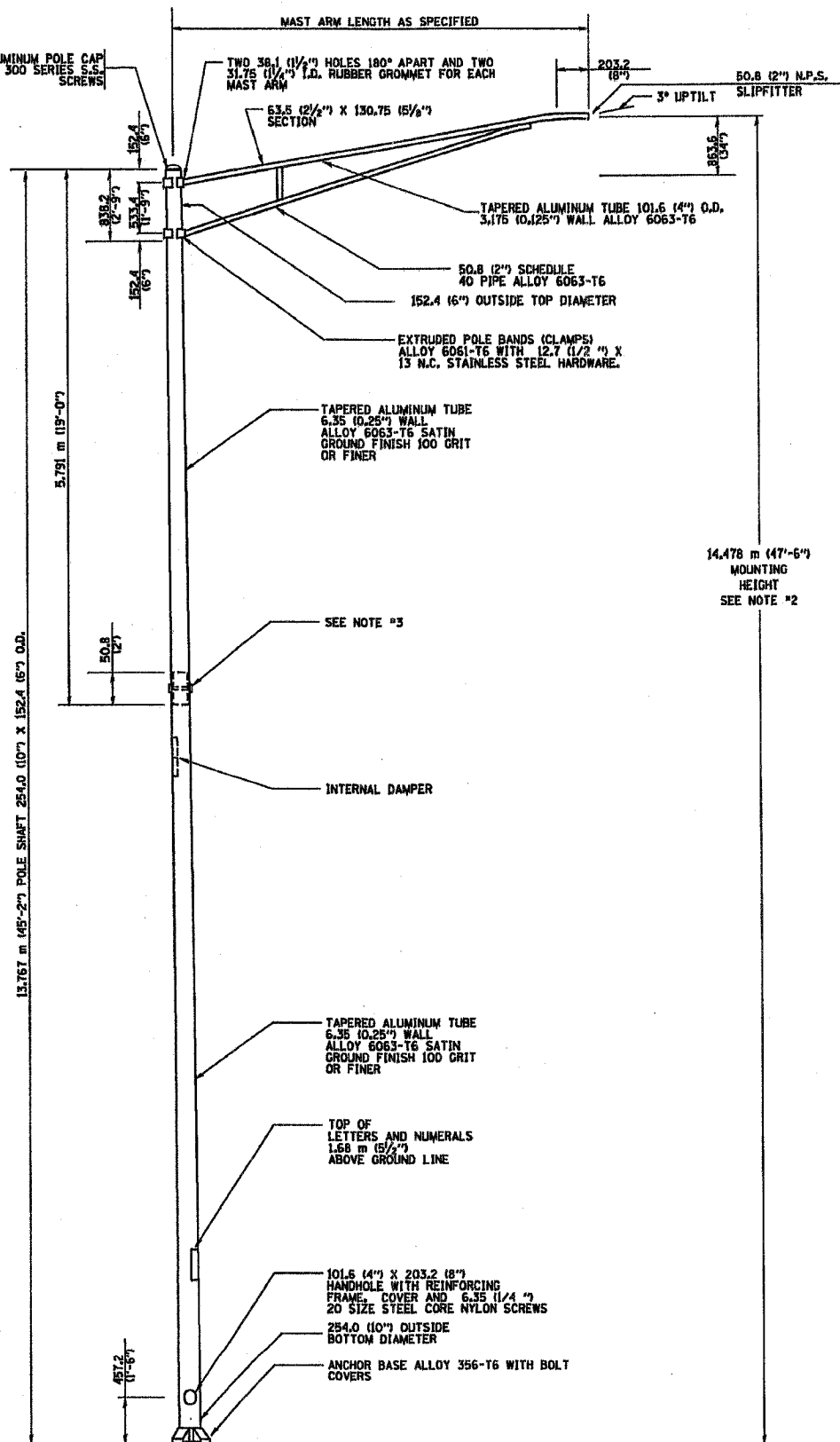
POSITION OF HANDHOLE AND POLE NUMBER FOR SINGLE MAST ARM POLES MOUNTED ON BRIDGE PARAPET OR BARRIER WALL



POSITION OF HANDHOLE AND POLE NUMBER FOR SINGLE MAST ARM POLES

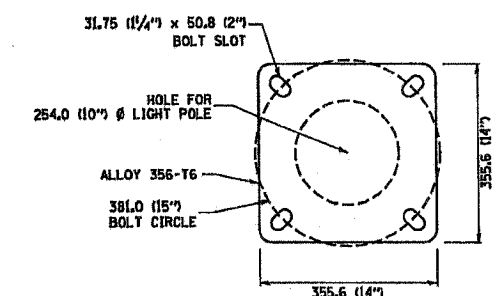


POSITION OF HANDHOLE AND POLE NUMBER FOR TWIN MAST ARM POLES

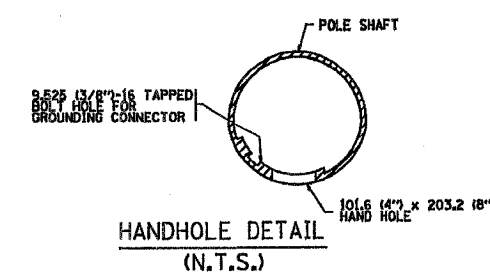


1.8 m (6') SINGLE MEMBER MAST ARM (N.T.S.)

- NOTES:
- ALL DIMENSIONS ARE IN MILLIMETERS (INCHES) UNLESS OTHERWISE SHOWN.
 - MOUNTING HEIGHT IS DEFINED AS THE DISTANCE FROM THE CENTERLINE OF THE TEMON TO THE BOTTOM OF THE ANCHOR BASE.
 - TWO PIECE SHAFT WILL BE MATCHED MARKED AND INTERCHANGEABLE BETWEEN DIFFERENT UNITS. FIELD DRILLING OF THE HOLES WILL NOT BE ALLOWED.
 - THE LIGHT POLE WILL MEET AASHTO DESIGN CRITERIA AS SPECIFIED.
 - THE INSTALLING CONTRACTOR WILL PROVIDE A LISTED GROUNDING CONNECTOR, BURNDY K2C3, T&B SP-4DL OR APPROVED EQUAL.
 - LIGHT POLES WILL NOT BE INSTALLED WITHOUT MAST ARMS AND LUMINAIRES.
 - LIGHT POLES WILL BE SET PLUMB ON THE FOUNDATION WITHOUT THE USE OF LEVELING NUTS, WASHERS OR SHIMS.
 - LIGHTING UNIT IDENTIFICATION NUMBERS SHALL BE INSTALLED BEFORE THE LIGHTING UNIT IS ENERGIZED.



LIGHT POLE BASE PLATE DETAIL
381.0 (15 INCH) BOLT CIRCLE



HANDHOLE DETAIL (N.T.S.)

FOR INFORMATION ONLY

REVISIONS	
NAME	DATE
R. TOMSONS	9-6-00
R. TOMSONS	8-12-03

ILLINOIS DEPARTMENT OF TRANSPORTATION
ALUMINUM LIGHT POLE
14.478 m (47'-6")
MOUNTING HEIGHT

SCALE: NONE
DATE: 2/15/2006
DRAWN BY: BE-400
CHECKED BY: BE-400
REVISION DATE: 09/02/03

PLOT DATE: 2/15/2006
FILE NAME: M:\Users\jg\My Documents\Light Pole.dwg
PLOT SCALE: 1/8" = 1'-0"
USER NAME: jg

SINGH
SINGH & ASSOCIATES, INC.
CONSULTING ENGINEERS
300 W. ADAMS ST.
CHICAGO, IL 60606
TEL: (312) 629-0240
FAX: (312) 629-9449