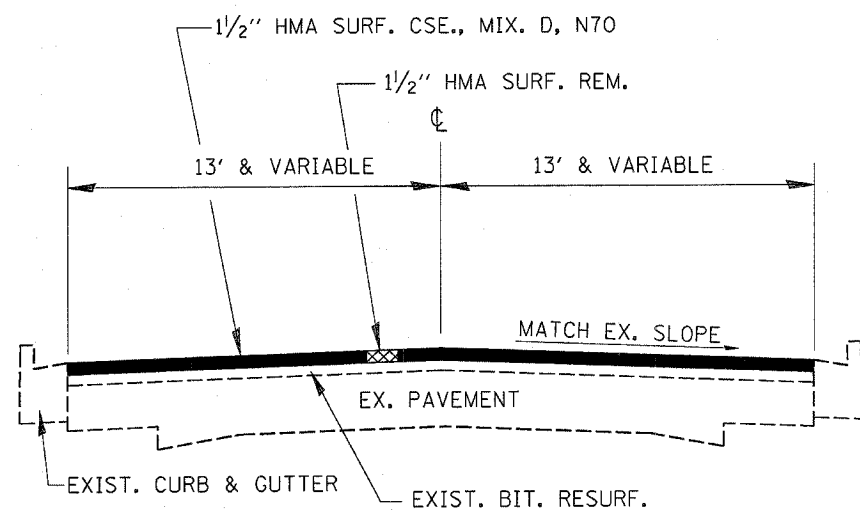
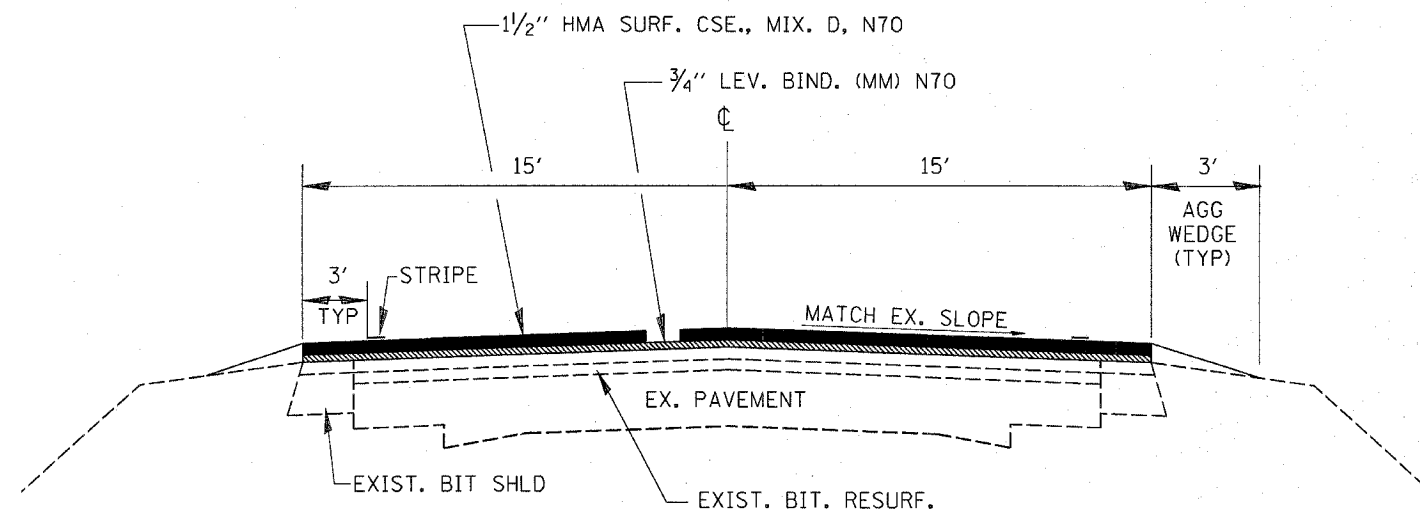


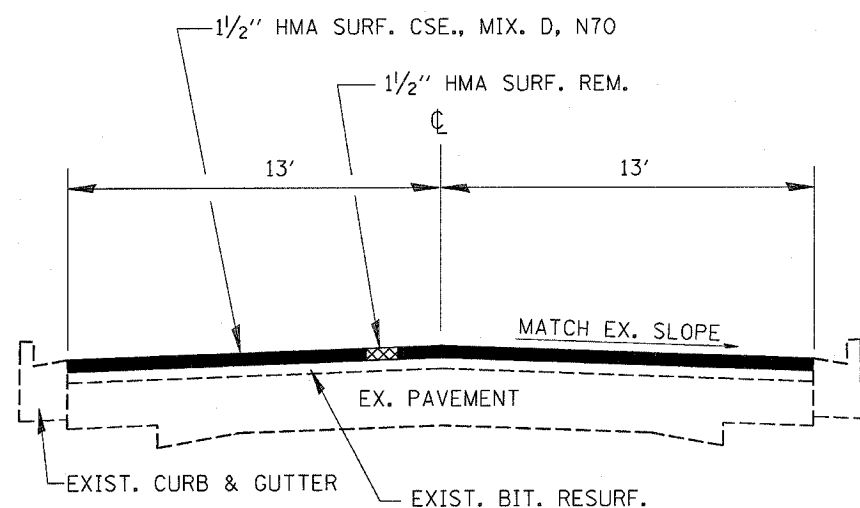
F.A.S. RTE.	SECTION	COUNTY	TOTAL SHEETS	SHEET NO.
301	113RS-3 & 114RS-2	**	18	4
STA.		TO STA.		
FED. ROAD DIST. NO.		ILLINOIS	FED. AID PROJECT	
** GRUNDY & WILL				



TYPICAL SECTION
STA. 8+27 TO STA. 17+86



TYPICAL SECTION
STA. 160+34 TO STA. 190+32



TYPICAL SECTION
STA. 17+86 TO STA. 160+34

OMISSIONS

STA. 41+98 TO STA. 77+00 - PCC PAVEMENT
STA. 85+82 TO STA. 86+11 - RAILROAD

MIXTURE TABLE

	HMA SURFACE	HMA INCIDENTAL SURFACE	HMA LEVEL BINDER
PG GRADE	PG 64-22	PG 64-22	PG 64-22
MAX % RAP ALLOWABLE**	*10	*15	*15
DESIGN AIR VOIDS	4.0% @ N70	4.0% @ N50	4.0% @ N70
MIXTURE COMPOSITION	IL 12.5 OR IL 9.5	IL 12.5 OR IL 9.5	IL 9.5
FRICTION AGGREGATE	MIXTURE D	MIXTURE C	
DENSITY CONTROL	CORES/NUCLEAR	SATISFACTION OF ENGINEER	SATISFACTION OF ENGINEER

* SEE RAP SPECIAL PROVISIONS

** IF RAP OPTION IS SELECTED, THE ASPHALT CEMENT GRADE MAY NEED ADJUSTED. THIS WILL BE DETERMINED BY THE ENGINEER.

* DATE - TIME *
c:\pro\joc7s\ed06305\det a11s.dgn

REVISIONS	
NAME	DATE

ILLINOIS DEPARTMENT OF TRANSPORTATION

TYPICAL SECTIONS

SCALE: VERT. HORIZ. DATE

DRAWN BY CHECKED BY