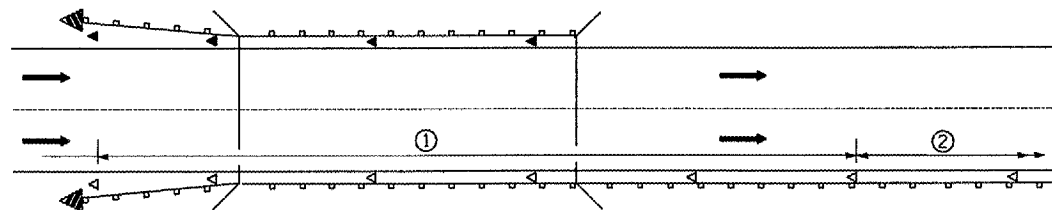
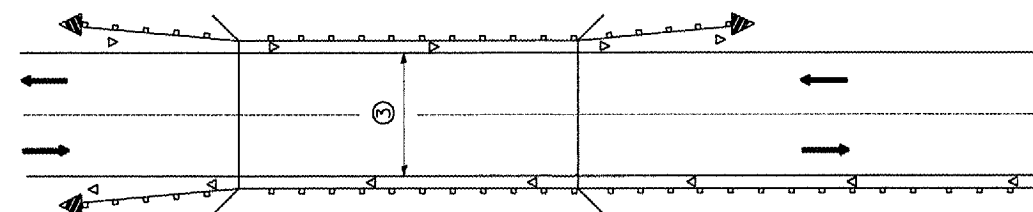


| | | | | |
|---------------------|---------|---------------------------|--------------|-----------|
| F.A. RTE. | SECTION | COUNTY | TOTAL SHEETS | SHEET NO. |
| | | | | 95 |
| STA. | | TO STA. | | |
| FED. ROAD DIST. NO. | | ILLINOIS FED. AID PROJECT | | |



- ① Spacing 80 ft. (24 m) max. for first 400 ft. (122 m) or curve spacing shown in Standard 635001, whichever is less (min. 4 reflectors regardless of length).
- ② After 400 ft. (122 m), transition to normal delineator spacing shown in Standard 635001, and continue as required.

ONE-WAY TRAFFIC



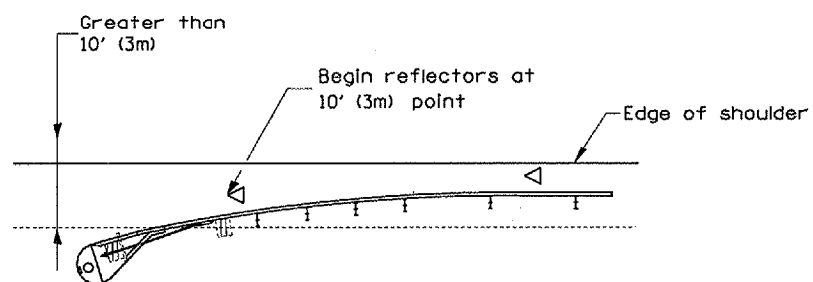
- ③ Bidirectional silver/amber should be used in lieu of monodirectional silver on both sides of two-lane bridges where the bridge pavement is less than 24 (610) wider than the pavement approaching the bridge.

TWO-WAY TRAFFIC

GUARDRAIL / BARRIER WALL / BRIDGE RAIL REFLECTORS

LEGEND

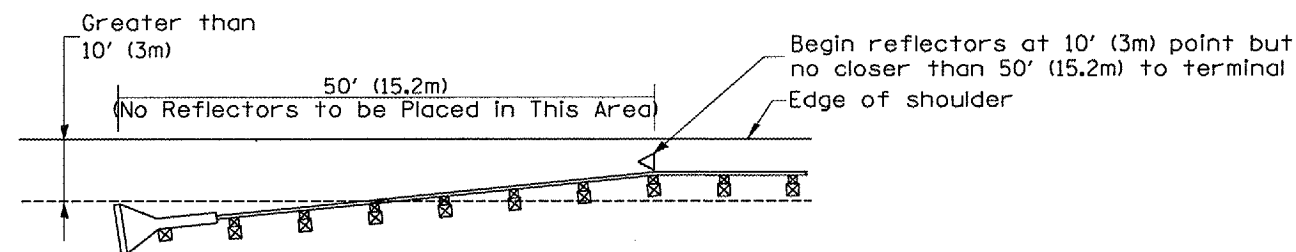
- ◁ Monodirectional silver
- ◄ Monodirectional amber
- ▴ Terminal Marker - Black/Yellow
Left or Right as appropriate



NOTE: Omit terminal marker when terminal over 10' (3m) from edge of paved shoulder or break point of unpaved shoulder, or when terminal buried in backslope.

Traffic Barrier Terminal Type(*) and/or Turned-Down Terminal

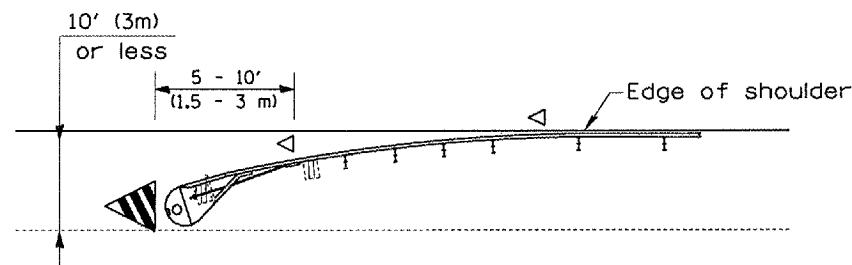
[Terminal over 10' (3m) from edge of shoulder]
•See Plans for Type



NOTE: Omit terminal marker when terminal over (10') from edge of paved shoulder or break point of unpaved shoulder.

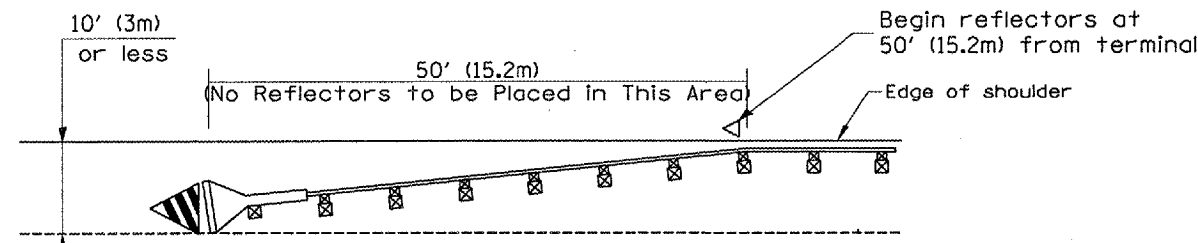
Traffic Barrier Terminal Type I (Special)

[Terminal over 10' (3m) from edge of shoulder]



Traffic Barrier Terminal Type(*) and/or Turned-Down Terminal

[Terminal over 10' (3m) or less from edge of shoulder]
•See Plans for Type



Traffic Barrier Terminal Type I (Special)

[Terminal 10' (3m) or less from edge of shoulder]

All dimensions are in inches (millimeters) unless otherwise noted.

**ILLINOIS DEPARTMENT OF TRANSPORTATION
DISTRICT CADD STANDARD**

**GUARDRAIL AND
BARRIER WALL DELINEATION**

CADD STD. NO. 635101-D4
SCALE: NOT DRAWN TO SCALE

SHEET 1 OF 3
DRAWN BY CADD
CHECKED BY

| DATE | REVISIONS | BY |
|----------|----------------------------------|------|
| 1-1-97 | RENUM. E-10.02, NEW REVISION BOX | T.P. |
| 3-1-97 | CORRECT STD. SPEC. * | J.A. |
| 10-16-06 | REVISED TO 2007 SPEC. | M.A. |

TERMINAL MARKER PLACEMENT

DESIGNER NOTE: 1. INCLUDE APPROPRIATE SPECIAL PROVISIONS FOR "GUARDRAIL DELINEATION POLICY: 1. TERMINAL MARKER, 2. TERMINAL MARK POST, AND 3. GUARDRAIL AND BARRIER WALL MARKERS." FROM INTERIM SPECIAL PROVISIONS 94-74; "GUARDRAIL AND BARRIER WALL DELINEATION." 2. IF POST MOUNT TERMINAL MARKER IS USED, INCLUDE STATE STD. 720011.

\$\$\$DATE\$\$\$