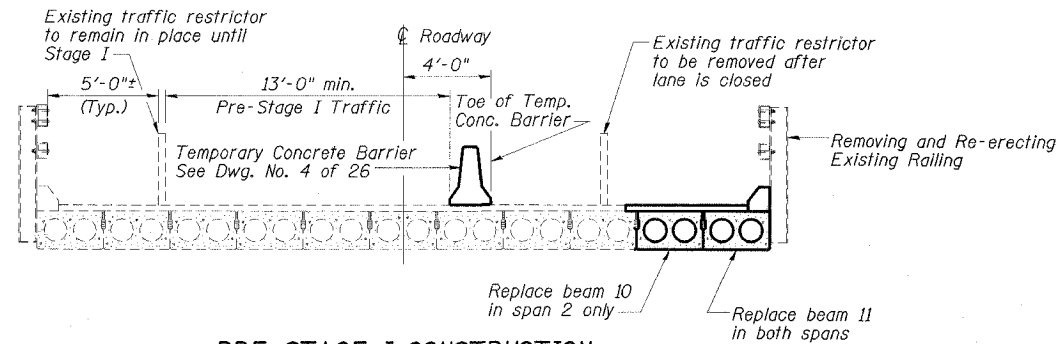
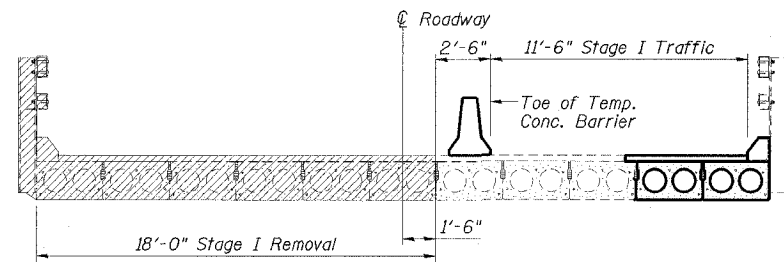


STATE OF ILLINOIS  
DEPARTMENT OF TRANSPORTATION

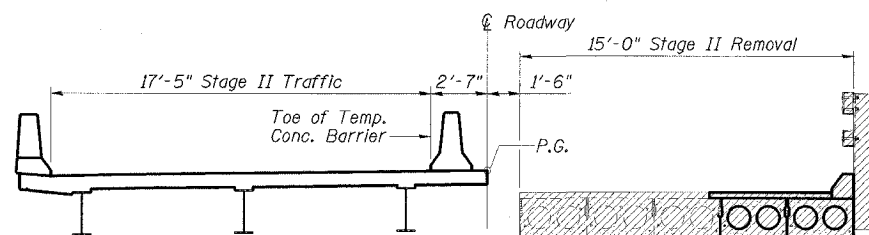
ROUTE NO.	SECTION	COUNTY	SHEET NO.	SHEET
FAP 328	*	CLAY	61	20
CONTRACT NO. 74037				
SHEET NO. 3				
26 SHEETS				
*6BR-2)B-1				



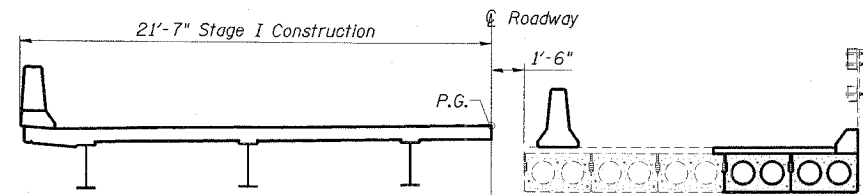
**PRE-STAGE I CONSTRUCTION**



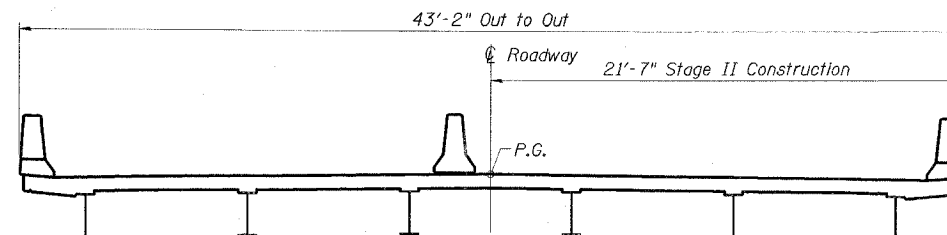
**STAGE I REMOVAL**



**STAGE II REMOVAL**



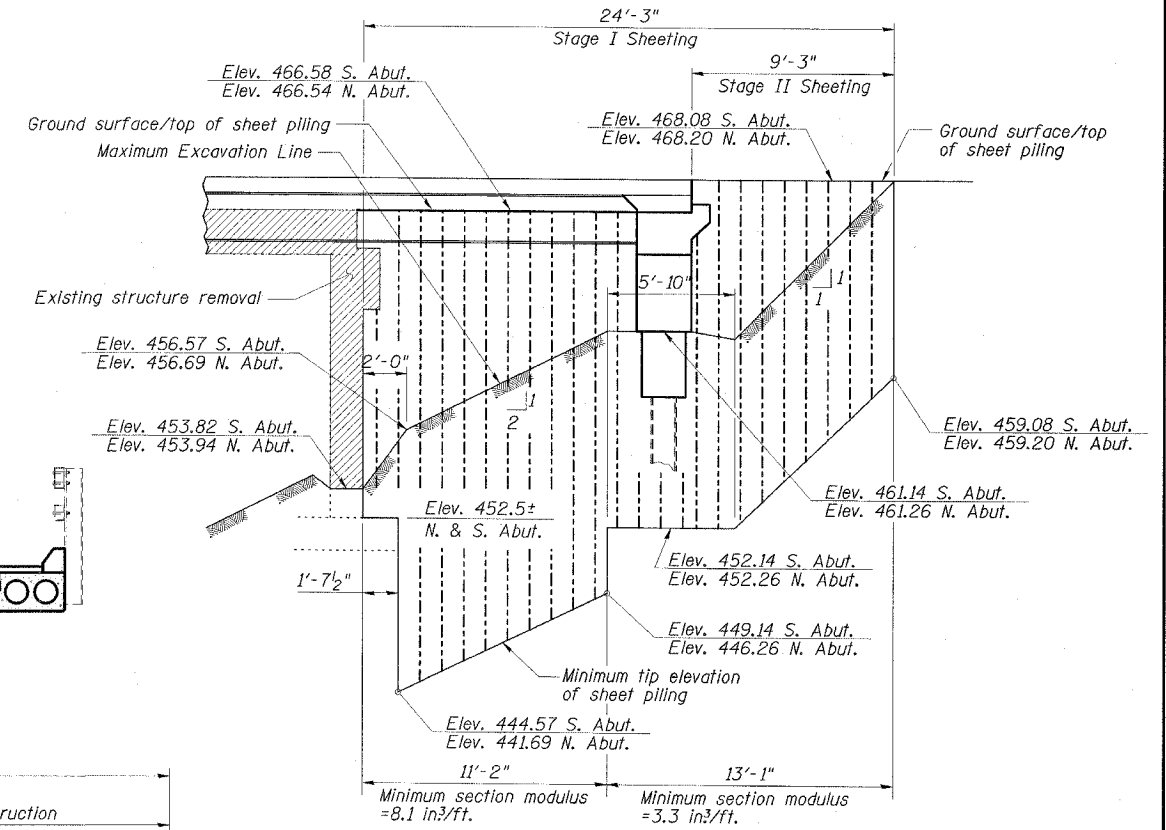
**STAGE I CONSTRUCTION**



**STAGE II CONSTRUCTION**

**STAGE CONSTRUCTION NOTES**

1. Hatched areas indicate removal.
2. All staging sections are looking South.
3. For quantity of Temporary Concrete Barrier, see roadway plans.



**TEMPORARY SHEET PILING**  
(South Abutment shown; North Abutment similar)

**TEMPORARY SHEET PILING NOTES**

1. If the Contractor chooses to alter the temporary cantilevered sheet piling design requirements shown on the plans, a design submittal including plan details and calculations will be required for review and acceptance by the Engineer.
2. The Contractor shall connect the first sheet to the existing abutment wall to ensure stability of sheets driven to the top of the existing footing. This connection shall be reviewed and accepted by the Engineer and included in the cost for Temporary Sheet Piling.

**STAGE CONSTRUCTION DETAILS**  
**US ROUTE 45 OVER**  
**BUCK CREEK**  
**FAP RTE 328-SECTION (6BR-2)B-1**  
**CLAY COUNTY**  
**STATION 1510+13.00**  
**STRUCTURE NO. 013-0041**

**ESCA**  
CONSULTANTS, INC.

DESIGNED BY:	ELH	02/07
DRAWN BY:	CJ	02/07
CHECKED BY:	ELH	03/07
APPROVED BY:	RDP	03/07