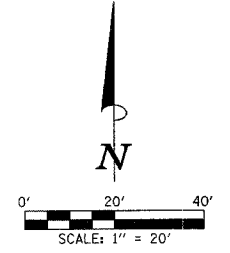


F.A.U. NO.	SECTION	COUNTY	TOTAL SHEETS	SHEET NO.
6352 6412	02-00218-00-SP	MCLEAN	35	16
STA.	TO STA.			
ILLINOIS FED. AID PROJECT				

CONTRACT NO. 91363

TEMPORARY TRAFFIC SIGNAL NOTES

- ALL CONTROL EQUIPMENT FOR THE TEMPORARY TRAFFIC SIGNALS SHALL BE FURNISHED BY THE CONTRACTOR.
- THE TEMPORARY SIGNALS SHALL BE FULLY INSTALLED AND OPERATIONAL PRIOR TO THE EXISTING SIGNALS BEING DISCONNECTED. THE PROPOSED SIGNAL INSTALLATION SHALL BE INSTALLED AND OPERATIONAL BEFORE THE TEMPORARY INSTALLATION IS DISCONNECTED.
- THE PROPOSED TEMPORARY TRAFFIC SIGNALS SHALL BE INSTALLED IN ACCORDANCE WITH STANDARD 880001 AND SECTION 890 OF THE STANDARD SPECIFICATIONS.
- IT SHALL BE THE CONTRACTORS RESPONSIBILITY TO PROVIDE WOOD POLES OF SUFFICIENT LENGTH TO MAINTAIN THE CLEARANCE REQUIREMENTS IN STANDARD 880001.
- ALL CONTROLLERS USED FOR TEMPORARY TRAFFIC SIGNALS SHALL BE FULLY ACTUATED NEMA MICROPROCESSOR BASED, INSTALLED IN CABINETS, ACCOMMODATE 8 VEHICLE AND 4 PEDESTRIAN PHASES CAPABLE OF SUPPLYING 255 SECONDS OF CYCLE LENGTH AND INDIVIDUAL PHASE LENGTH SETTINGS UP TO 99 SECONDS.
- ALL TRAFFIC SIGNAL SECTIONS AND PEDESTRIAN SIGNAL SECTIONS SHALL BE OF THE 12" TYPE. THE TEMPORARY TRAFFIC SIGNAL HEADS SHALL BE PLACED AS INDICATED ON THE TEMPORARY TRAFFIC SIGNAL PLAN OR AS DIRECTED BY THE ENGINEER. THE CONTRACTOR SHALL FURNISH ENOUGH CABLE SLACK TO RELOCATE HEADS TO ANY POSITION ON THE SPAN WIRE. THE TEMPORARY TRAFFIC SIGNAL HEAD SHALL HAVE ITS OWN CABLE FROM THE CONTROLLER CABINET TO THE SIGNAL HEAD.
- ALL EXISTING STREET NAME AND INTERSECTION REGULATORY SIGNS SHALL BE REMOVED FROM EXISTING LOCATIONS AND RELOCATED AND SECURELY FASTENED TO THE TEMPORARY TRAFFIC SIGNAL INSTALLATION.
- ALL LABOR AND MATERIALS REQUIRED TO COMPLY WITH THESE REQUIREMENTS SHALL BE CONSIDERED INCLUDED WITHIN THE CONTRACT UNIT PRICE FOR "TEMPORARY TRAFFIC SIGNAL INSTALLATION". THE ITEMS AND QUANTITIES SHOWN ARE FOR INFORMATIONAL PURPOSES ONLY.
- CONTROLLER PROGRAMMING OF SIGNAL TIMING WILL BE PROVIDED BY THE TOWN OF NORMAL. THE TEMPORARY SIGNALS SHALL BE A PRE-TIMED SYSTEM.
- NO ADDITIONAL PAYMENT SHALL BE MADE FOR ANY DELAYS OR SIGNAL HEAD RELOCATIONS RESULTING FROM UTILITY RELOCATIONS, CHANGES IN STAGING, REMOVAL OF EXISTING SIGNALS, OR INSTALLATION OF PROPOSED SIGNALS.

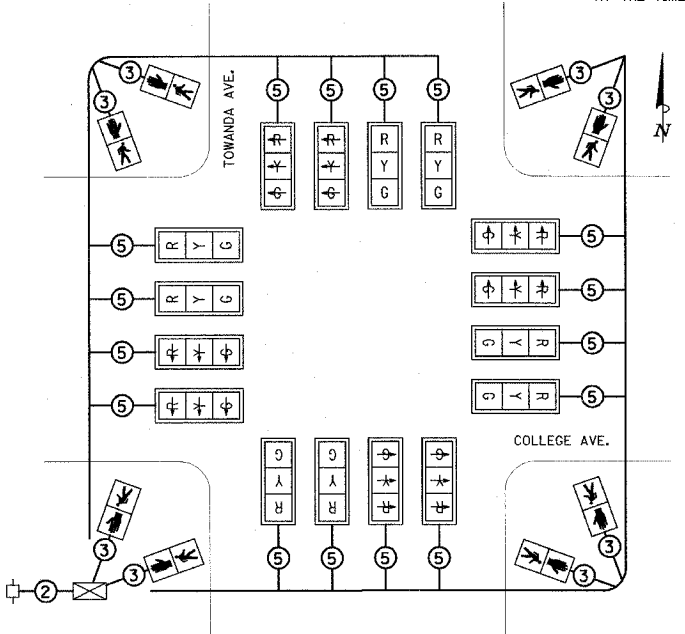


TEMPORARY TRAFFIC SIGNAL LEGEND

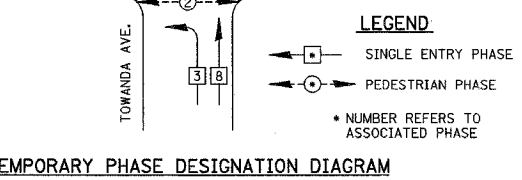
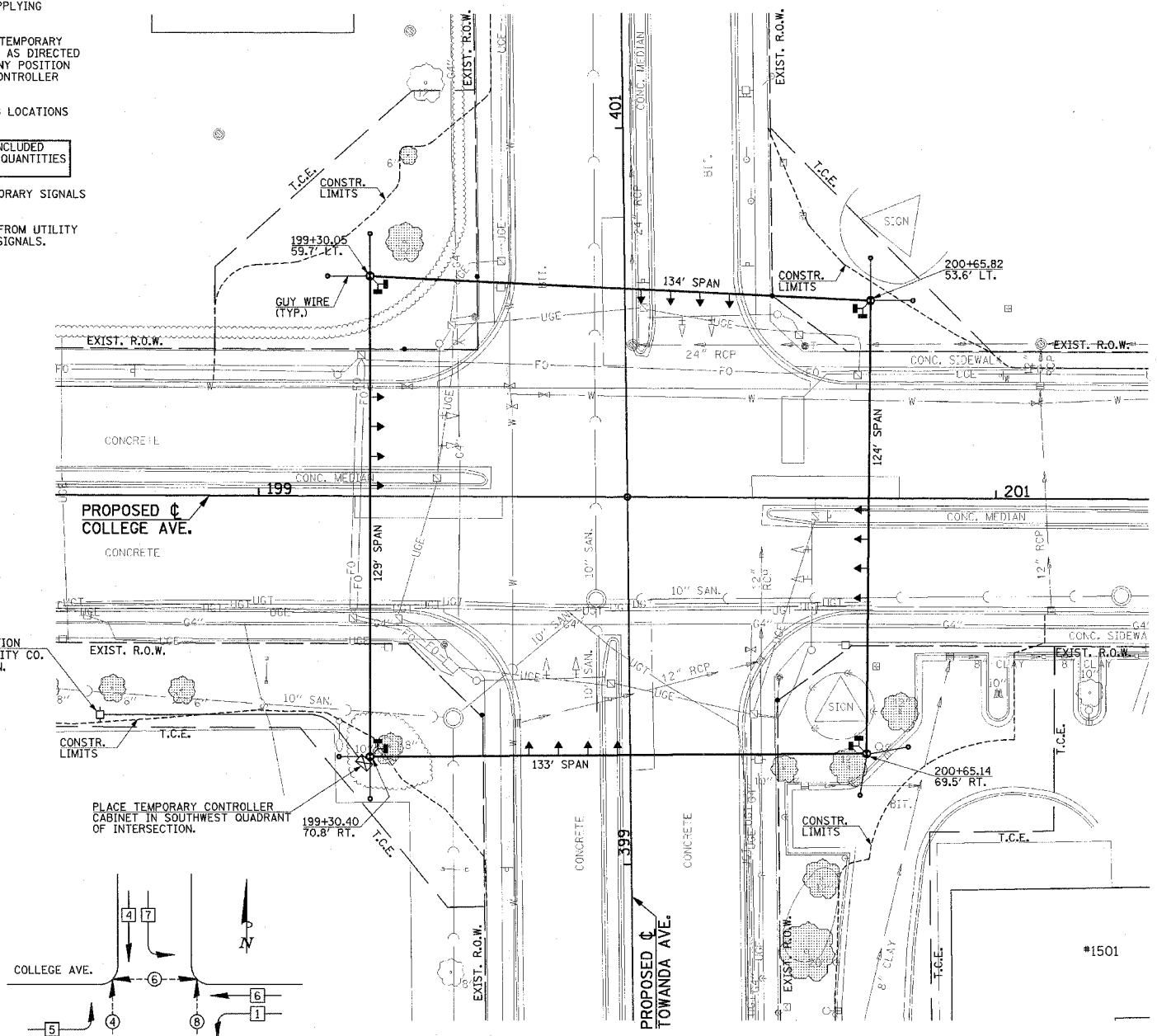
- ← TEMPORARY TRAFFIC SIGNAL HEAD SPAN WIRE MOUNTED
- ⊙ TEMPORARY WOOD POLE (CLASS 5 OR BETTER) 45 FOOT MINIMUM
- ☒ TEMPORARY CONTROLLER CABINET
- TEMPORARY SPAN WIRE, TETHER WIRE, AND CABLE
- TEMPORARY GUY
- TEMPORARY SERVICE INSTALLATION
- TEMPORARY PEDESTRIAN SIGNAL HEAD BRACKET MOUNTED

TEMPORARY CABLE DIAGRAM LEGEND

- Ⓡ TEMPORARY TRAFFIC SIGNAL SECTION OR PEDESTRIAN SIGNAL SECTION 12"
- ☒ TEMPORARY CONTROLLER CABINET
- TEMPORARY SERVICE INSTALLATION
- ⑤ INDICATES NUMBER OF CONDUCTORS IN CABLE. ALL CONDUCTORS TO BE NUMBER 14 AWG WIRE UNLESS OTHERWISE NOTED.



TEMPORARY CABLE PLAN
NO SCALE



TEMPORARY PHASE DESIGNATION DIAGRAM

SEE REMOVAL AND RELOCATION PLANS FOR LOCATIONS OF EXISTING TRAFFIC SIGNAL EQUIPMENT TO BE REMOVED.

ILLINOIS DEPARTMENT OF TRANSPORTATION TEMPORARY TRAFFIC SIGNAL PLAN

DATE : 3-07
DRAWN BY : S.M.W.
CHECKED BY : J.T.P.
SCALE : 1"=20'