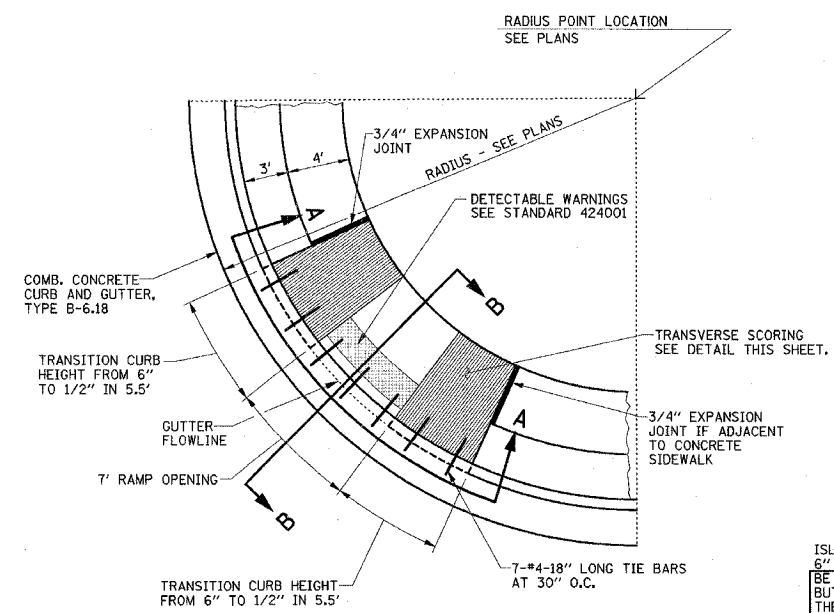
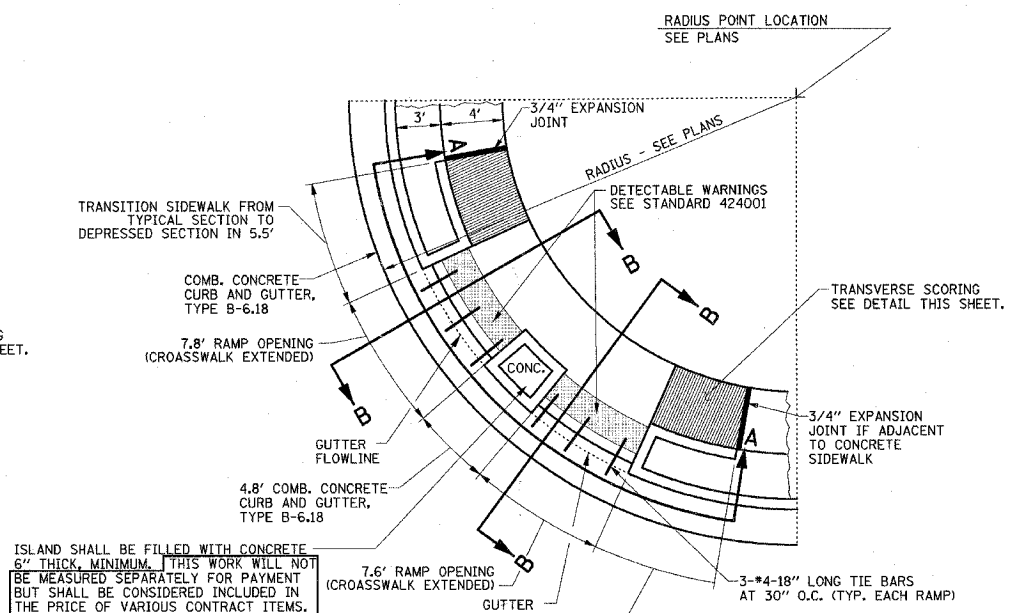


F.A.U. NO.	SECTION	COUNTY	TOTAL SHEETS	SHEET NO.
6352	02-00218-00-SP	MCLEAN	35	26
6412				
STA.	TO STA.			
	ILLINOIS FED. AID PROJECT			

CONTRACT NO. 91363



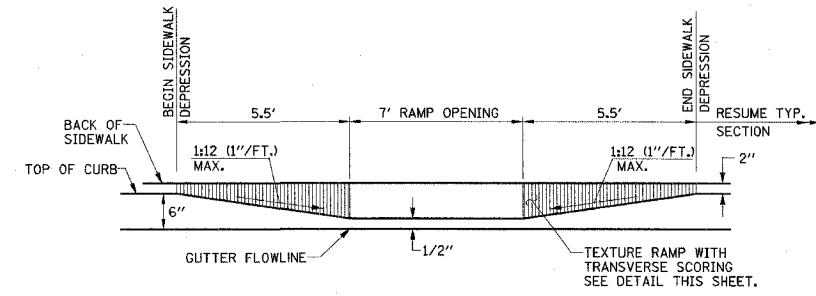
PLAN



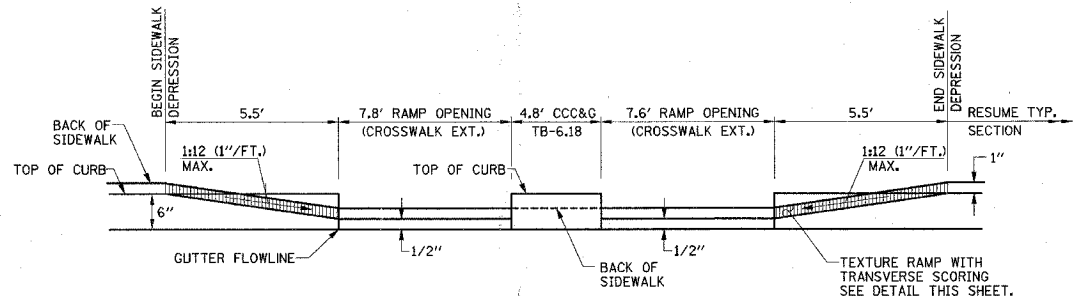
PLAN

GENERAL NOTES

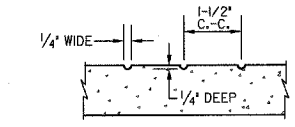
1. THE COST OF CONSTRUCTING THE DEPRESSED GUTTER OR CURB AS SHOWN SHALL BE CONSIDERED INCLUDED IN THE COST OF CONSTRUCTING THE COMBINATION CONCRETE CURB AND GUTTER TYPE B-6.18 AND NO ADDITIONAL COMPENSATION WILL BE ALLOWED.
2. THE COST OF FURNISHING AND INSTALLING THE 3/4" EXPANSION JOINTS AND THE COST OF CONSTRUCTING THE P.C.C. SIDEWALK THICKNESS TRANSITION, INCLUDING THE ADJACENT CURBING AS SHOWN, SHALL BE INCLUDED IN THE COST OF CONSTRUCTING P.C. CONCRETE SIDEWALK 6" AND NO ADDITIONAL COMPENSATION WILL BE ALLOWED.
3. THE SIDEWALK TRANSITION AREA SHALL BE GIVEN A TEXTURED SURFACE BY MEANS OF CONSTRUCTING TRANSVERSE GROOVES IN THE SURFACE OF THE P.C. CONCRETE SIDEWALK RAMP. THE GROOVES MAY BE CONSTRUCTED BY TOOLING THE SURFACE OF THE CONCRETE WITH A CONCRETE FINISHING TOOL SIMILAR TO THOSE USED TO CONSTRUCT SIDEWALK CONSTRUCTION JOINTS. THE GROOVES SHALL BE NOMINALLY 1/4" DEEP AND 1/4" WIDE AND SHALL BE CONSTRUCTED AT ONE AND ONE HALF INCHES (1 1/2") CENTER TO CENTER ACROSS THE ENTIRE WIDTH AND LENGTH OF THE SLOPED RAMP. THE GROOVES SHOULD BE CONSTRUCTED IN STRAIGHT PARALLEL LINES TRANSVERSE TO THE DIRECTION OF PEDESTRIAN TRAVEL. THIS WORK SHALL NOT BE PAID FOR SEPARATELY, BUT SHALL BE CONSIDERED INCLUDED WITHIN THE CONTRACT UNIT PRICE FOR P.C. CONCRETE SIDEWALK 6".
4. THE NORMAL CROSS SLOPES OF SIDEWALKS SHALL BE 2.0% EXCEPT AT THE RAMP LOCATIONS.
5. TRANSVERSE GROOVED JOINTS IN SIDEWALKS SHALL BE PLACED AT 5' CENTERS AND 3/4" EXPANSION JOINTS AT 100' CENTERS.
6. THE DETECTABLE WARNINGS SHALL BE CONSTRUCTED IN ACCORDANCE WITH STANDARD 424001 AND THE SPECIAL PROVISIONS. THE DETECTABLE WARNINGS WILL BE PAID FOR AT THE CONTRACT UNIT PRICE PER SQUARE FOOT FOR DETECTABLE WARNINGS.



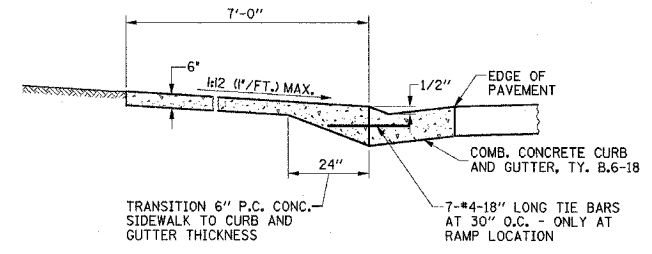
SECTION A-A



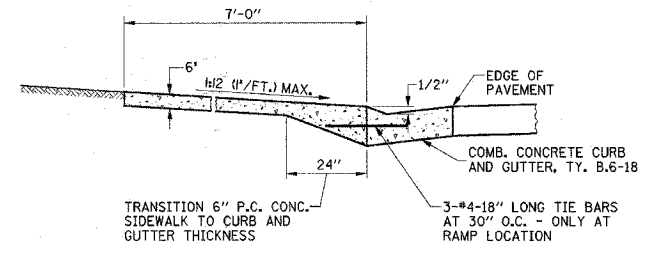
SECTION A-A



TRANSVERSE SCORING DETAIL



SECTION B-B



SECTION B-B

SIDEWALK RAMP DETAILS
NW, SW, SE QUADRANTS

SIDEWALK RAMP DETAILS
NE QUADRANT

ILLINOIS DEPARTMENT OF TRANSPORTATION

MISCELLANEOUS DETAILS

DATE : 3-07
DRAWN BY : S.M.W.
CHECKED BY : J.T.P.

SCALE : NONE