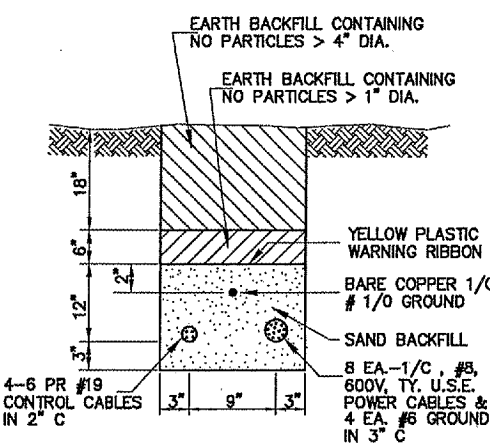
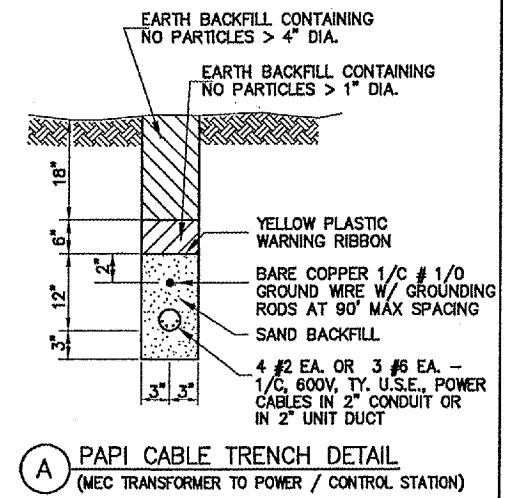
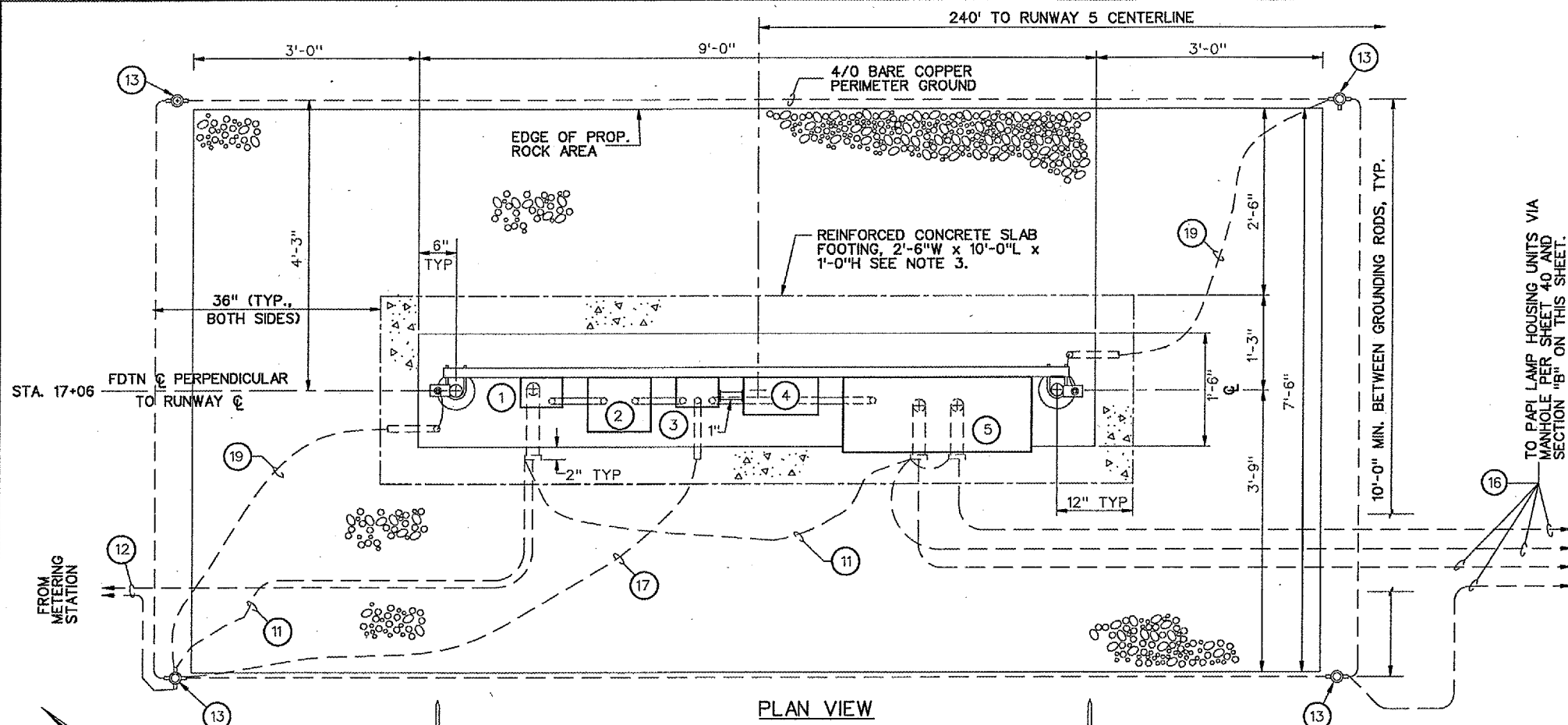


QUAD CITY INTERNATIONAL AIRPORT
 RUNWAY 5 EXTENSION - PAVING
 ILL. MLI-3623, QU003
 SHEET 38 OF 74

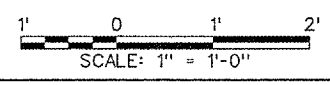
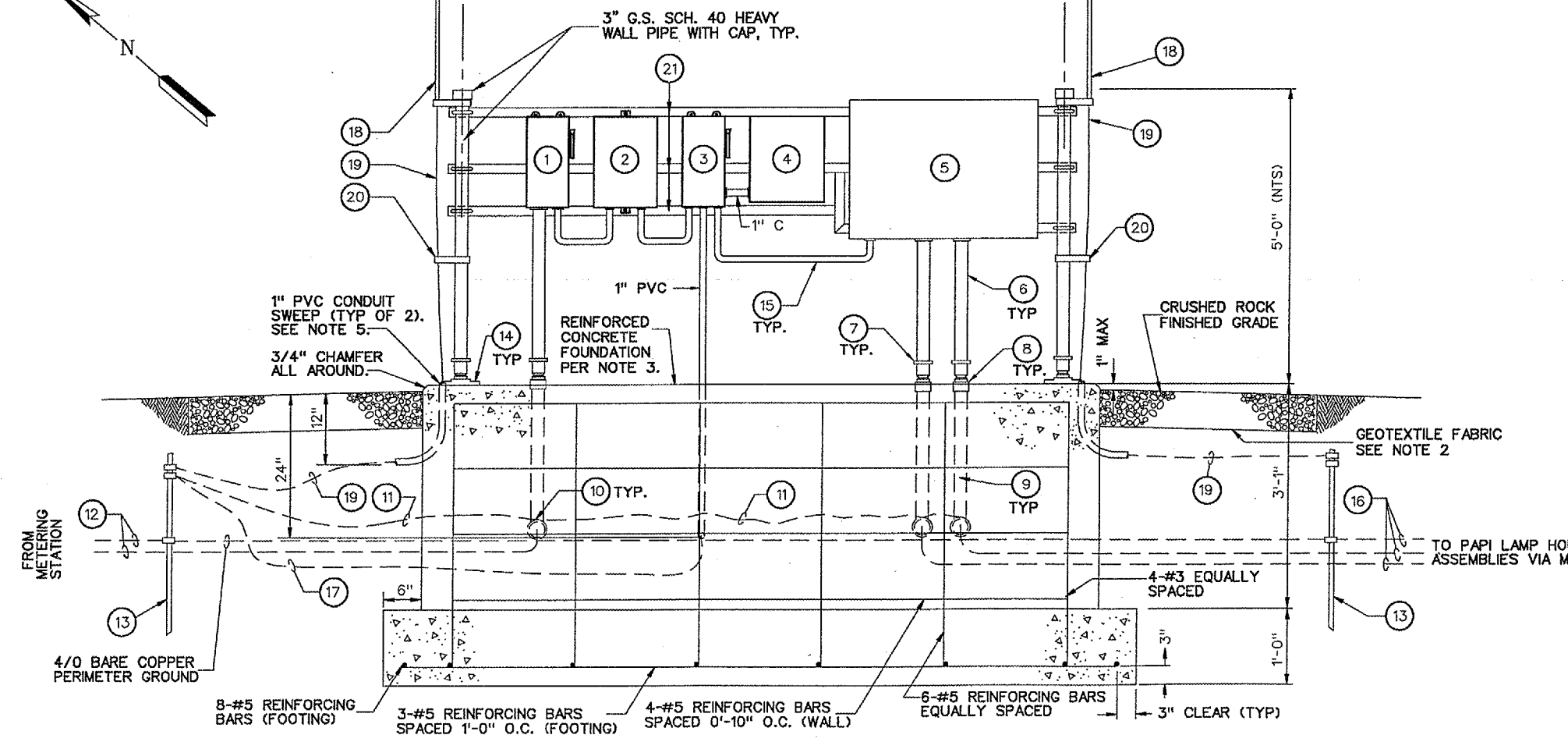


NUMBERED LEGEND:

- ① 277/480V SERVICE DISCONNECT SWITCH: FUSIBLE, HD, 600V, 30A, 3P, NEMA 3R, WITH GROUND BUS, SQUARE D CAT NO. H361AWK. LABEL BOX: 277/480V POWER FEED FOR R5 L-880 PAPI.
- ② 5 KVA DRY TRANSFORMER (480V 1 PHASE INPUT AND 120 / 240V 1 PHASE OUTPUT), 60 HZ, SQUARE "D" CAT. NO. 5S40F, TAP AS REQUIRED TO YIELD 120 /240V ON SECONDARY SIDE WITH FULL PAPI APPLIED.
- ③ 240V SERVICE DISCONNECT SWITCH, 1 PHASE, 3 WIRE @ 25A, SQUARE D CAT. NO. H221AWK.
- ④ SURGE ARRESTER: LPC 20206-7.
- ⑤ PAPI POWER AND CONTROL ASSEMBLY CABINET.
- ⑥ 2" EMT CONDUIT.
- ⑦ 2" FRANGIBLE COUPLING.
- ⑧ 2" RIGID STEEL CONDUIT COUPLING, SEE NOTE 5.
- ⑨ 2" GALVANIZED RIGID STEEL CONDUIT, AFTER GROUNDING BUSHING TRANSITION TO PVC CONDUIT.
- ⑩ GROUNDING BUSHING WITH CADWELD CONNECTIONS.
- ⑪ #2 BARE COPPER GROUND WIRE. CADWELD ALL GROUNDING CONNECTIONS.
- ⑫ THREE 1/C #6, 600V TYPE U.S.E. POWER CABLES IN 2" UNIT DUCT AND 1/C - #1/0 BARE COPPER GROUND WIRE PER SECTION (A) ON THIS SHEET.
- ⑬ 3/4" X 10' COPPERCLAD GROUND ROD WITH CONDUCTORS CONNECTED PER PARAGRAPH 16A.4C OF SPECIFICATION FAA-GL-918C. GROUND RODS ARE SPACED AT MINIMUM OF 10' APART.
- ⑭ GALV. THREADED FLOOR FLANGE WITH MIN. 4 ANCHORS PER EACH.
- ⑮ 1" SEAL TIGHT.
- ⑯ FOUR EACH 6 PR # 19 SH CONTROL CABLES IN 2" C; 4- #6 GREEN GRN & 8 - 1/C, #8 POWER CABLES IN SECOND 3" C; ALONG WITH 1/C #1/0 COPPER GROUND WIRE PER SECTION (B) ON THIS SHEET.
- ⑰ #2 GROUNDING ELECTRODE.
- ⑱ THOMPSON NO. 660 AIR TERMINAL, THOMPSON NO 27 SWIVEL AND THOMPSON NO. 240XP-4 PIPE BRACKET, 2 PLACES.
- ⑲ THOMPSON NO. 32 DOWN CONDUCTOR.
- ⑳ THOMPSON NO. 238 PIPE CLAMP.
- ㉑ UNISTRUT 3000 SERIES CHANNEL AND FITTINGS (TYP.). PAINT CUT-ENDS WITH ZINC RICH PAINT SYSTEM AS RECOMMENDED BY MANUFACTURER.

NOTES:

1. CONTRACTOR IS RESPONSIBLE FOR LOCATING AND PROTECTING UTILITIES. THE CONTRACTOR SHALL HAND-DIG THE TRENCH IN THE VICINITY OF UNDERGROUND UTILITIES. ANY DAMAGE DONE TO UTILITIES SHALL BE REPAIRED BY THE CONTRACTOR AT NO EXPENSE TO THE GOVERNMENT.
2. CONTRACTOR SHALL REMOVE 6" OF TOPSOIL, COMPACT THE SUBGRADE, AND PLACED GEOTEXTILE FABRIC CONFORMING TO SECTION 2B.3 OF SPECIFICATION FAA-GL-918C OVER SUBGRADE PRIOR TO PLACING 6" COMPACTED DEPTH OF IDOT CA-6 CRUSHED ROCK OVER EXCAVATED AREA.
3. P-610 SPEC. CONCRETE SHALL BE PLACED AND CURED IN ACCORDANCE WITH SECTION 3B.2 OF THE SPECIFICATION FAA-GL-918C.
4. FOR WIRING DIAGRAM, SEE SHEET 40.
5. TOPS OF COUPLINGS (G) AND PVC CONDUITS FOR THOMPSON DOWN CONDUCTORS SHALL BE NO MORE THAN 1/4" ABOVE FOUNDATION TOP.
6. THE COST OF ABOVE ITEMS SHALL BE INCLUDED IN THE CONTRACT ITEM AR801622.



DETAIL: PAPI POWER AND CONTROL RACK

I:\AIRPORT\A06T025 R5 EXTN, P\MT\PAP11.DWG, 5/8/2007 11:51:26 AM, jfm