

CONSTRUCTION JOINTS SHALL BE PLACED IN A UNIFORM MANNER THAT ALLOWS NO SINGLE SLAB BE MORE THAN 10 FOOT BY 10 FOOT DIMENSIONALLY

WHERE PROPOSED ENTRANCE IS FRONTED BY BARRIER CURB OR THERE IS A DESIRE TO CHANGE ANY PORTION OF THE EXISTING CURB AND GUTTER CROSS SECTION, SAID CURB AND GUTTER SHALL BE REMOVED FOR THE MAXIMUM STREET OPENING (SEE DIMENSION "X") IN ITS ENTIRETY. EXISTING CURB AND GUTTER SHALL BE SAW CUT AT EACH END PRIOR TO REMOVAL. REPLACEMENT SHALL BE DEPRESSED CURB AND GUTTER OF SAME CROSS SECTIONAL WIDTH AS THE EXISTING CURB AND GUTTER. TRANSITION FROM FULL TO DEPRESSED CURB SHALL BE ACCOMPLISHED IN A MINIMUM OF 1 LINEAL FOOT.

A MINIMUM OF 4" OF DRY GRADE 9 OR EQUAL MUST BE PLACED AND COMPACTED PRIOR TO ANY CONCRETE POURING. THIS BASE MUST ALSO BE APPROVED BY THE FIELD ENGINEER OR INSPECTOR OF THE VILLAGE.

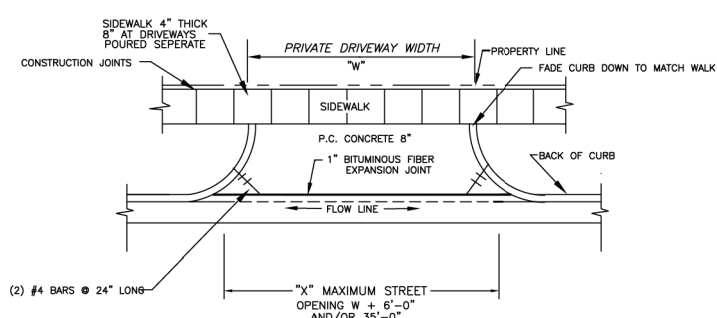
ANY DEVIATION FROM THE ABOVE DETAILED OR SPECIFIED SHALL BE ONLY WITH WRITTEN APPROVAL OF THE PUBLIC WORKS DIRECTOR

APRON IS TO BE POURED SEPARATELY FROM SIDEWALK & CURB

RESIDENTIAL ENTRANCE

Spec Book Date 02-13-2006

RESIDENTIAL APRON	
Village of Algonquin Specifications & Details Guide	
Drawn By: Shawn M. Hurtig	Revision Date 02/13/2006



CONSTRUCTION JOINTS SHALL BE PLACED IN A UNIFORM MANNER THAT ALLOWS NO SINGLE SLAB BE MORE THAN 10 FOOT BY 10 FOOT DIMENSIONALLY

WHERE PROPOSED ENTRANCE IS FRONTED BY BARRIER CURB OR THERE IS A DESIRE TO CHANGE ANY PORTION OF THE EXISTING CURB AND GUTTER CROSS SECTION, SAID CURB AND GUTTER SHALL BE REMOVED FOR THE MAXIMUM STREET OPENING (SEE DIMENSION "X") IN ITS ENTIRETY. EXISTING CURB AND GUTTER SHALL BE SAW CUT AT EACH END PRIOR TO REMOVAL. REPLACEMENT SHALL BE DEPRESSED CURB AND GUTTER OF SAME CROSS SECTIONAL WIDTH AS THE EXISTING CURB AND GUTTER. TRANSITION FROM FULL TO DEPRESSED CURB SHALL BE ACCOMPLISHED IN A MINIMUM OF 1 LINEAL FOOT.

A MINIMUM OF 4" OF DRY GRADE 9 OR EQUAL MUST BE PLACED AND COMPACTED PRIOR TO ANY CONCRETE POURING. THIS BASE MUST ALSO BE APPROVED BY THE FIELD ENGINEER OR INSPECTOR OF THE VILLAGE.

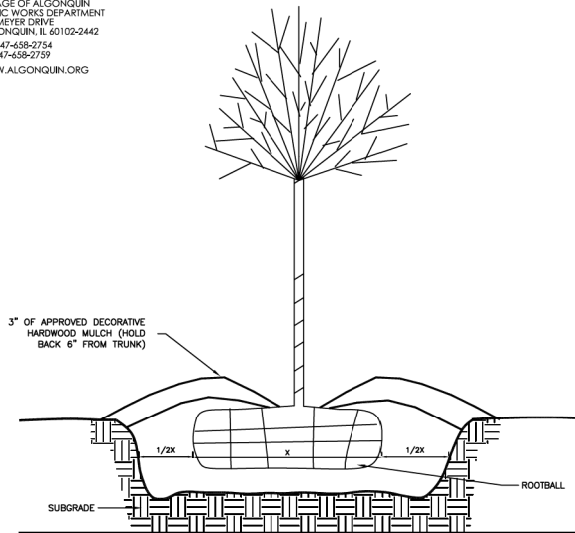
ANY DEVIATION FROM THE ABOVE DETAILED OR SPECIFIED SHALL BE ONLY WITH WRITTEN APPROVAL OF THE PUBLIC WORKS DIRECTOR

APRON IS TO BE POURED SEPARATELY FROM SIDEWALK & CURB

COMMERCIAL/INDUSTRIAL ENTRANCE

Spec Book Date 02-13-2006

COMMERCIAL / INDUSTRIAL APRON	
Village of Algonquin Specifications & Details Guide	
Drawn By: Shawn M. Hurtig	Revision Date 02/13/2006

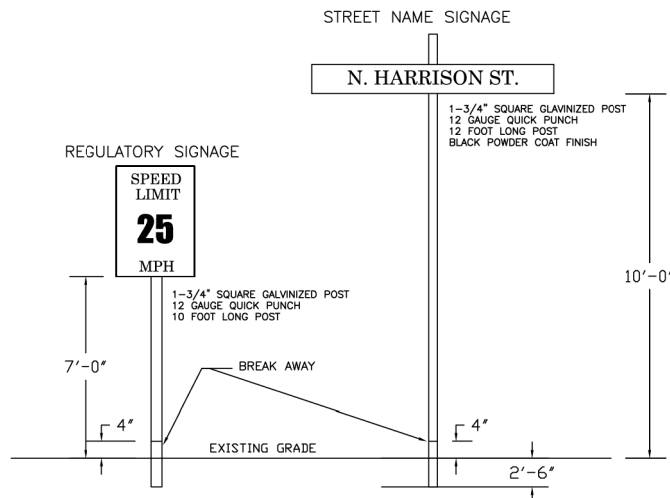


- NOTES:
- ALL PARKWAYS WITHIN THE DEDICATED STREET AREA OR OTHER PUBLIC USE AREAS SHALL BE GRADED WITH SIX INCHES (6") OF TOPSOIL AND SEEDED OR SOODED IN AN APPROVED MANNER.
 - PARKWAY TREES HAVING A TRUNK DIAMETER (MEASURED TWELVE INCHES ABOVE THE GROUND) OF NOT LESS THAN THREE (3") INCHES SHALL BE PLANTED BY THE DEVELOPER THROUGHOUT THE ENTIRE SUBDIVISION. SUCH TREES SHALL BE PLANTED IN THE PARKWAYS, NOT LESS THAN FOUR (4") FEET FROM ALL CURBS, CURB LINES AND SIDEWALKS. PARKWAYS, AS MEASURED FROM THE BACK OF THE CURB TO THE CLOSEST EDGE OF THE SIDEWALK SMALLER THAN 4 FEET SHALL NOT BE SUITABLE FOR PARKWAY TREES UNLESS APPROVED BY THE PARKS & FORESTRY SUPT.
 - A LIST OF THE APPROVED TREE SPECIES IS AVAILABLE FROM THE PUBLIC WORKS DEPARTMENT, PARKS & FORESTRY DIVISION. TREES FROM THIS LIST ARE THE ONLY SPECIES APPROVED FOR PLANTING WITHIN VILLAGE OWNED RIGHTS-OF-WAY AND ON OTHER VILLAGE OWNED PROPERTY, UNLESS APPROVED BY THE VILLAGE ARBORIST.
 - ON ALL PLANTING PROJECTS THERE WILL BE NO MORE THAN TWENTY (20%) PERCENT OF ANY GENUS AND NO MORE THAN TEN (10%) PERCENT OF ANY SPECIES.
 - TREES SHALL BE BALLED AND BURLAPED AND GROWN ACCORDING TO GOOD NURSERY PRACTICES AS SPECIFIED IN THE ARBORICULTURAL SPECIFICATIONS MANUAL. SYNTHETIC BURLAP AND ROPE PRODUCTS SHALL NOT BE USED.
 - ALL TREES DELIVERED WITH BASKETS SHALL HAVE THE BASKETS REMOVED FROM THE TOP 1/3 OF THE ROOT BALL PRIOR TO PLANTING.
 - ALL TREES SHALL BE PLANTED IN A PLUMB POSITION, WITH THE BASAL FLARE RESIDING AT GRADE OR SLIGHTLY ABOVE. STAKING OF THE TREES SHALL ONLY BE PERFORMED IF NECESSARY. STAKES WILL REMAIN ON THE SPECIMENS FOR NO LONGER THAN ONE (1) YEAR.
 - NO SOIL AMENDMENTS SHALL BE ALLOWED
 - 3" OF APPROVED DECORATIVE MULCH WILL BE INSTALLED AT THE TIME OF PLANTING (OVER THE ENTIRE ROOT ZONE)
 - SEE TREE ORDINANCE CHAPTER 5 SECTION 15 FOR ALL DETAILS RELATIVE TO TREE INSTALLATIONS.

TREE PLANTING

Spec Book Date 02-13-2006

TREE PLANTING	
Village of Algonquin Specifications & Details Guide	
Drawn By: Shawn M. Hurtig	Revision Date 01/17/2005

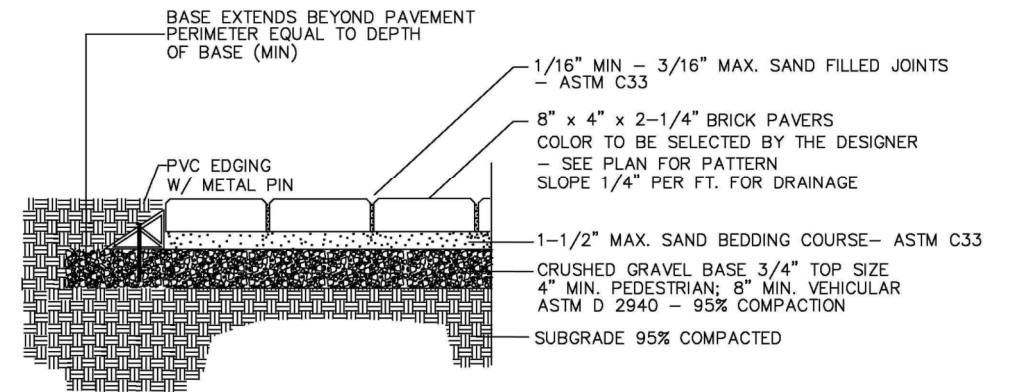


- NOTES:
- ALL SIGNAGE IS TO BE PLACED 3 (THREE) FEET BEHIND BACK OF CURB OR EDGE OF SHOULDER
 - ALL SIGNS ARE TO BE FACED CORRECTLY
 - ALL SIGNS SHALL BE CLEAN AND READABLE
 - ALL EXISTING SIGNAGE SHALL BE INSTALLED IN SOME FASHION AT THE END OF EACH WORKING DAY
 - ALL SIGNS SHALL MEET THE M.U.T.C.D. CODE
 - ALL SIGNS ARE TO BE MADE OF DIAMOND GRADE REFLECTIVE SHEETING

VILLAGE STREET SIGNAGE

Spec Book Date 02-13-2006

STREET SIGNAGE	
Village of Algonquin Specifications & Details Guide	
Drawn By: Shawn M. Hurtig	Revision Date 01/17/2005



PVC EDGE RESTRAINT

SCALE: NOT TO SCALE

USER NAME = akw	DESIGNED ALGONQUIN	REVISED -
PLOT SCALE = 40.0000' / in.	CHECKED	REVISED -
PLOT DATE = 5/2/2012	DATE -	REVISED -

VILLAGE OF ALGONQUIN DETAILS			
SCALE: NONE	SHEET NO. 2 OF 4 SHEETS	STA.	TO STA.

O.R. RTE.	SECTION	COUNTY	TOTAL SHEETS	SHEET NO.
0003	18A-2	MCHENRY	825	391
CONTRACT NO. 60F72				
FED. ROAD DIST. NO. 1 ILLINOIS FED. AID PROJECT				