

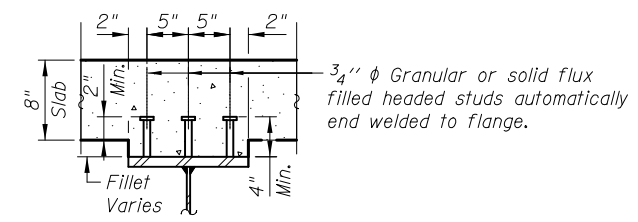
CAMBER DIAGRAM

GIRDER	A	B
1 thru 3	1 3/4"	2 1/2"
4 & 5	1 1/2"	2 1/4"

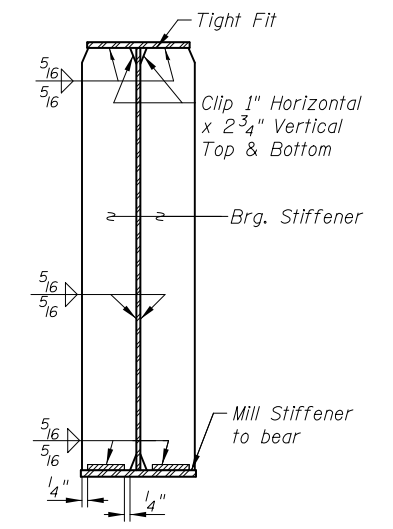
TOP OF WEB ELEVATIONS

(For Fabrication Only)


GIRDER	℄ Brg. S. Abut.	℄ Brg. N. Abut.
1	756.83	752.53
2	756.71	752.41
3	756.59	752.29
4	756.45	752.17
5	756.36	752.01



SECTION A-A



SECTION AT ABUTMENT



GIRDER ELEVATION

Note:
 Load carrying components designated "NTR" shall conform to the Impact Testing Requirements, Zone 2.
 Refer to sheets SC10 and SC11 for Ornamental Aluminum Lattice for the West Fascia of Beam 1 and the East Fascia of Beam 5.

TOTAL BILL OF MATERIAL

ITEM	UNIT	TOTAL
Furnishing and Erecting Structural Steel	L. Sum	0.15
Stud Shear Connectors	Each	1,020

4/20/2012 4:20:27 PM J:\2154\cad\sheet\Roadway\20-Structures & Walls\04-SN_056-0079\0560079-60F72-18-PCD.dgn

CIVILTECH
 450 E Devon Ave, Suite 300
 Itasca, Illinois 60143
 Tel: 630.773.3900 Fax: 630.773.3975
 www.civiltechinc.com

DRAWN	- M. LANGE	REVISED	-
DESIGNED	- D. ATKINS	REVISED	-
CHECKED	- G. HATLESTAD	REVISED	-
DATE	- 5/3/2012	REVISED	-

**STATE OF ILLINOIS
 DEPARTMENT OF TRANSPORTATION**

**PLATE GIRDER DETAILS
 NB EXIT RAMP (RAMP B) OVER CRYSTAL CREEK
 STRUCTURE NO. 056-0079**

SHEET NO. SC18 OF SC29 SHEETS

O.R. RTE.	SECTION	COUNTY	TOTAL SHEETS	SHEET NO.
0003	18A-2	MCHENRY	825	543
CONTRACT NO. 60F72				
ILLINOIS FED. AID PROJECT				