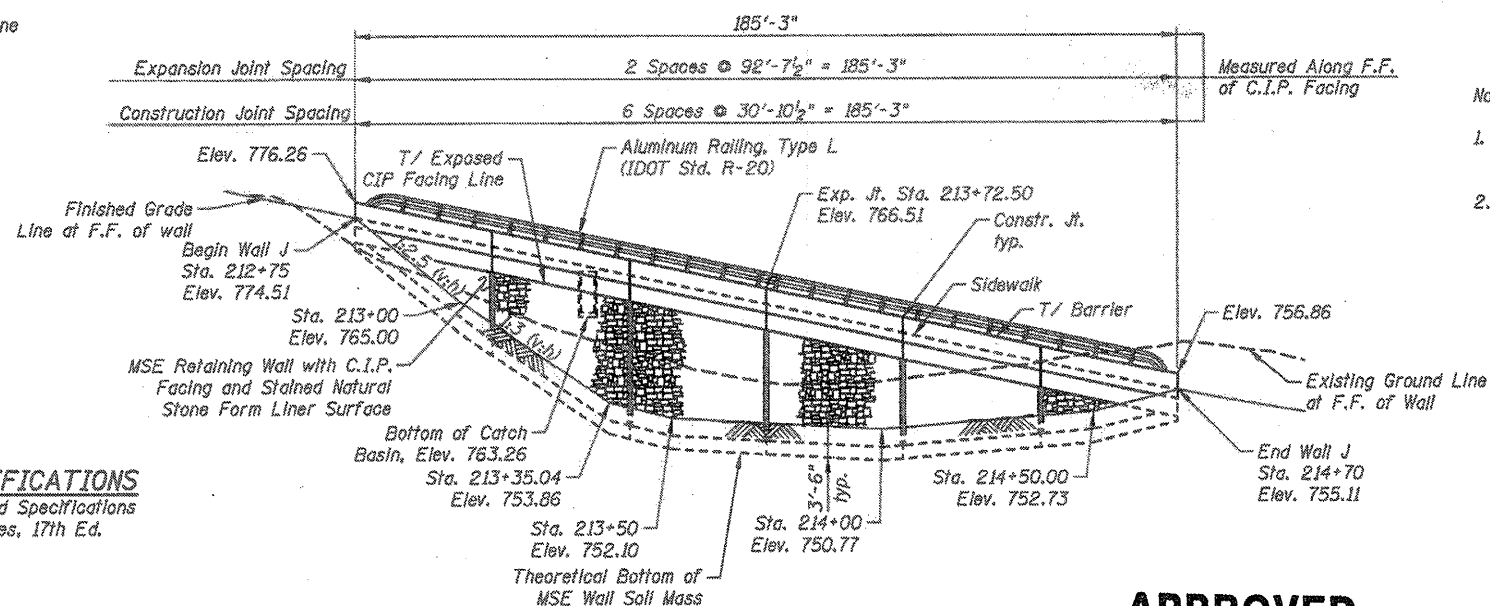


Bench Mark: Control Point CP45, Iron rod Huntington Drive Sta. 207+78.52, Offset 39.35' Rt. Elev. 814.95

Existing Structure: None



DESIGN SPECIFICATIONS
2002 AASHTO Standard Specifications for Highway Bridges, 17th Ed.


CURVE DATA

(@ Huntington Drive)
Δ = 49° 07' 32.59" (Rt.)
D = 9° 57' 52.14"
T = 262.80'
L = 493.01'
E = 57.21'
R = 575.0'
P.C. = Sta. 211+21.76
P.T. = Sta. 216+14.77
P.I. = Sta. 213+84.56

ELEVATION
(Looking @ F.F. of Wall - Unfolded Elevation)

APPROVED
For Structural Adequacy Only
Gregory J. Hatlestad
Engineer of Bridges & Structures

CIVILTECH ENGINEERING, INC.
GREGORY J. HATLESTAD, S.E.
081-005562



EXP 11/30/12
DATE 3/15/12

INDEX OF SHEETS

- WJ1 General Plan and Elevation
- WJ2 MSE Wall Details
- WJ3 Anchorage Slab Details I
- WJ4 Anchorage Slab Details II
- WJ5 Aluminum Railing Type, L
- WJ6 Boring Logs

TOTAL BILL OF MATERIAL

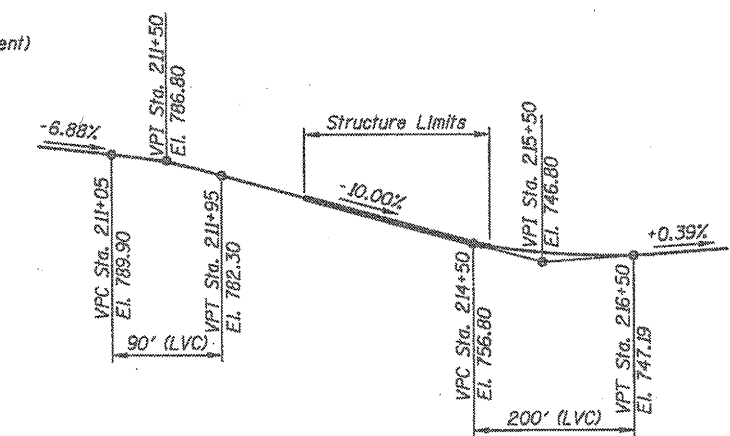
ITEM	UNIT	TOTAL QUANTITY
Structure Excavation	Cu. Yd.	790
Concrete Superstructure	Cu. Yd.	86.7
Form Liner Textured Surface	Sq. Ft.	1,471
Protective Coat	Sq. Yd.	57
Reinforcement Bars, Epoxy Coated	Pound	10,800
Aluminum Railing, Type L	Foot	185
Geocomposite Wall Drain	Sq. Yd.	24
Mechanically Stabilized Earth Retaining Walls	Sq. Ft.	1,793
Staining Concrete Structures	Sq. Yd.	163

GENERAL NOTES

1. Reinforcement bars designated (E) shall be epoxy coated.

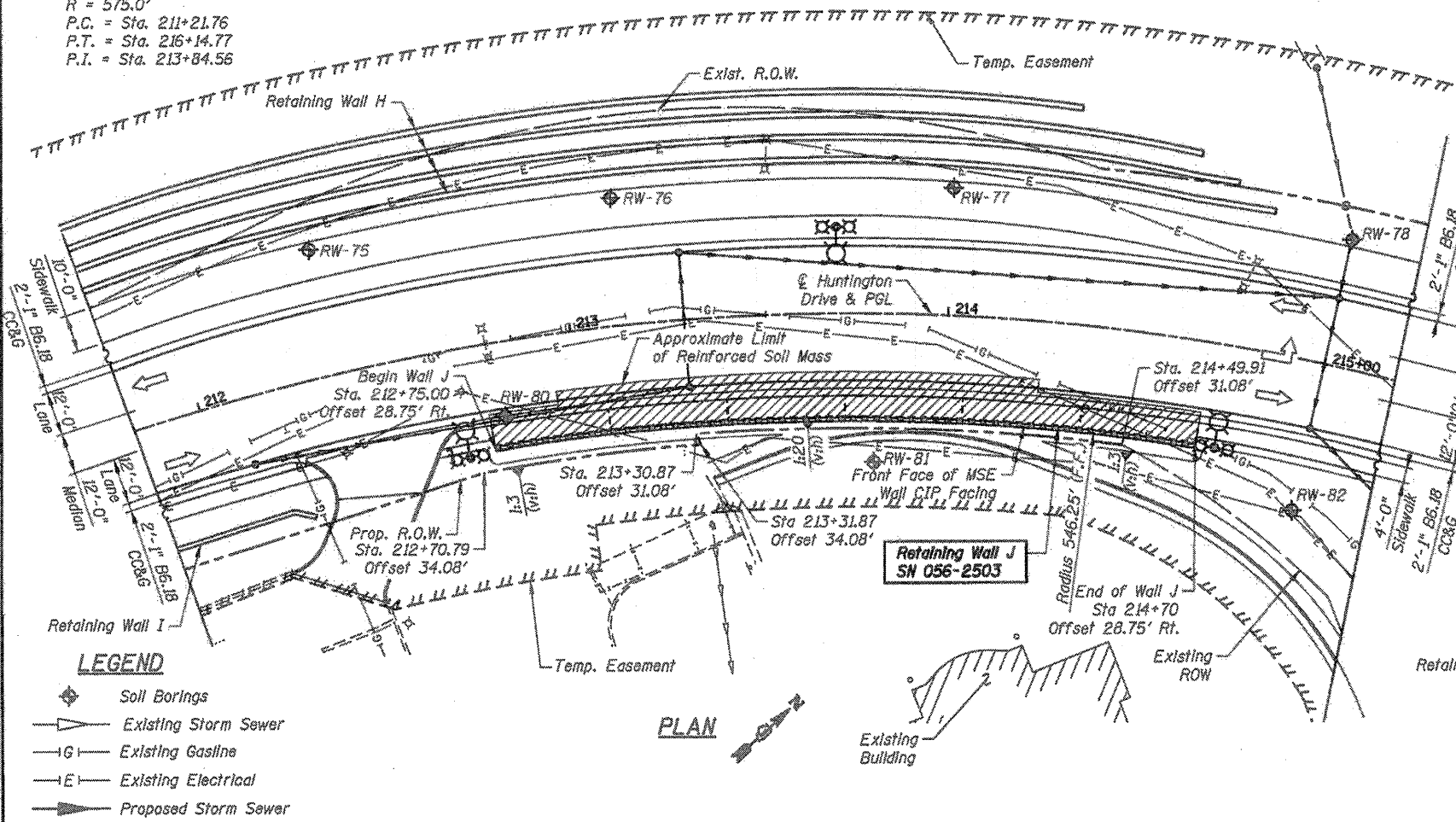
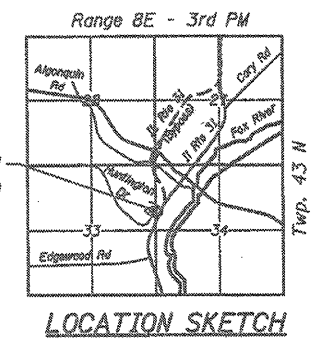
DESIGN STRESSES

FIELD UNITS
f'c = 3,500 psi
fy = 60,000 psi (Reinforcement)



PROPOSED PROFILE HUNTINGTON DRIVE

GENERAL PLAN AND ELEVATION WALL J; HUNTINGTON DRIVE SECTION 18A-2, McHENRY COUNTY STA. 212+75 TO STA. 214+70 STRUCTURE NO. 056-2503



LEGEND

- ◆ Soil Borings
- Existing Storm Sewer
- Existing Gasline
- Existing Electrical
- Proposed Storm Sewer

CIVILTECH
450 E Devon Ave. Suite 300
Itasca, Illinois 60143
Tel: 630.773.3900 Fax: 630.773.3975
www.civiltechinc.com

DRAWN - M. LANGE
DESIGNED - M. LANGE
CHECKED - G. HATLESTAD
DATE - JANUARY 27, 2012

STATE OF ILLINOIS
DEPARTMENT OF TRANSPORTATION

GENERAL PLAN AND ELEVATION
WALL J; HUNTINGTON DRIVE
STRUCTURE NO. 056-2503
SHEET NO. WJ1 OF WJ6 SHEETS

D.R. RTE.	SECTION	COUNTY	TOTAL SHEETS	SHEET NO.
0003	18A-2	MCHENRY	825	650
				CONTRACT NO. 60F72
ILLINOIS FED. AID PROJECT				