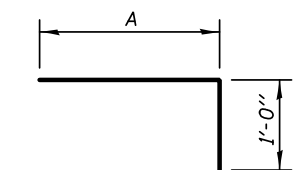
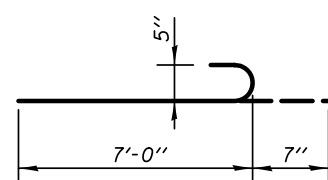


**A DIMENSIONS**

BAR	A
a500(E)	9'-2"
a503(E)	4'-8"
a505(E)	5'-8"
a507(E)	8'-2"
a509(E)	12'-2"
b500(E)	7'-8"
b503(E)	17'-8"
b505(E)	4'-8"
b509(E)	8'-6"
b511(E)	10'-8"



**BARS a500(E), a503(E), a505(E), a507(E), a509(E), b500(E), b503(E), b505(E), b509(E) & b511(E)**



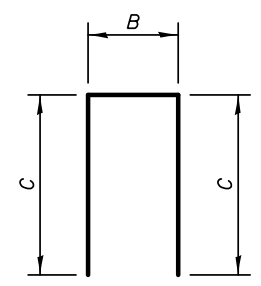
**BAR a511(E)**

**BILL OF MATERIAL**

BAR	NO.	SIZE	LENGTH	SHAPE
a500(E)	8	#5	10'-2"	L
a501(E)	8	#5	10'-2"	L
a502(E)	46	#5	19'-9"	L
a503(E)	8	#5	5'-8"	L
a504(E)	8	#5	5'-8"	L
a505(E)	13	#5	6'-8"	L
a506(E)	13	#5	6'-8"	L
a507(E)	21	#5	9'-2"	L
a508(E)	21	#5	9'-2"	L
a509(E)	7	#5	13'-2"	L
a510(E)	7	#5	12'-2"	L
a511(E)	3	#5	7'-7"	L
a512(E)	3	#5	7'-0"	L
a513(E)	2	#5	27'-0"	L
a514(E)	6	#5	20'-9"	L
a515(E)	20	#5	2'-0"	L
b500(E)	27	#5	8'-8"	L
b501(E)	27	#5	8'-8"	L
b502(E)	26	#5	3'-8"	L
b503(E)	26	#5	18'-8"	L
b504(E)	26	#5	17'-8"	L
b505(E)	4	#5	5'-8"	L
b506(E)	4	#5	4'-8"	L
b507(E)	5	#5	10'-2"	L
b508(E)	4	#5	21'-0"	L
b509(E)	3	#5	9'-6"	L
b510(E)	3	#5	9'-6"	L
b511(E)	3	#5	11'-8"	L
b512(E)	3	#5	10'-8"	L
h500(E)	4	#5	12'-10"	L
h501(E)	12	#4	4'-4"	L
h502(E)	4	#5	13'-0"	L
Reinforcement Bars, Epoxy Coated			LB	4290

**B & C DIMENSIONS**

BAR	B	C
h500(E)	10"	6'-0"
h501(E)	8"	1'-10"
h502(E)	1'-0"	6'-0"



**BARS h500(E), h501(E) & h502(E)**

**REINFORCEMENT PLAN - EL 701.50**

**Notes:**  
Bars indicated thus 5x2-#5 etc. indicates 5 lines of bars with 2 lengths per line.

