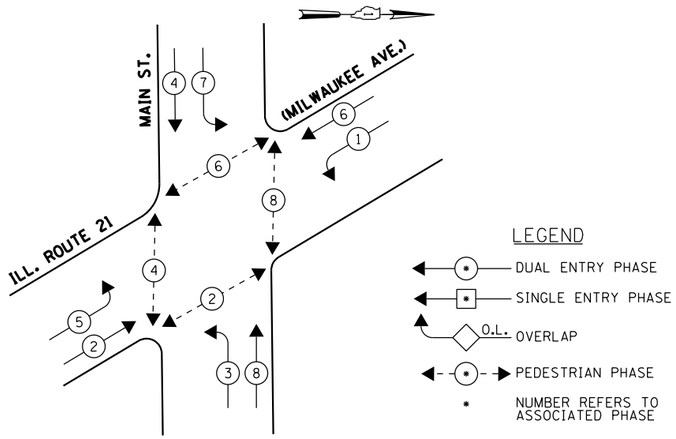

TEMPORARY PHASE DESIGNATION DIAGRAM

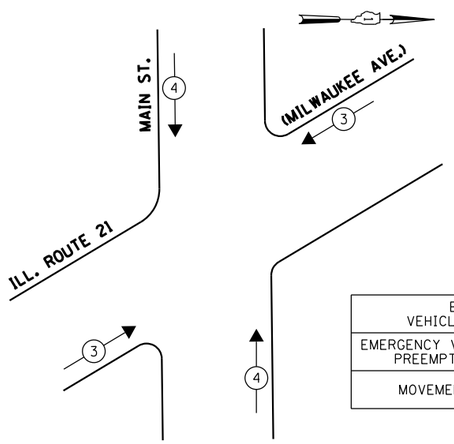

EMERGENCY VEHICLE PREEMPTORS		
EMERGENCY VEHICLE PREEMPTOR	3	4
MOVEMENT	↙↗	↓↑

TEMPORARY EMERGENCY VEHICLE PREEMPTION SEQUENCE

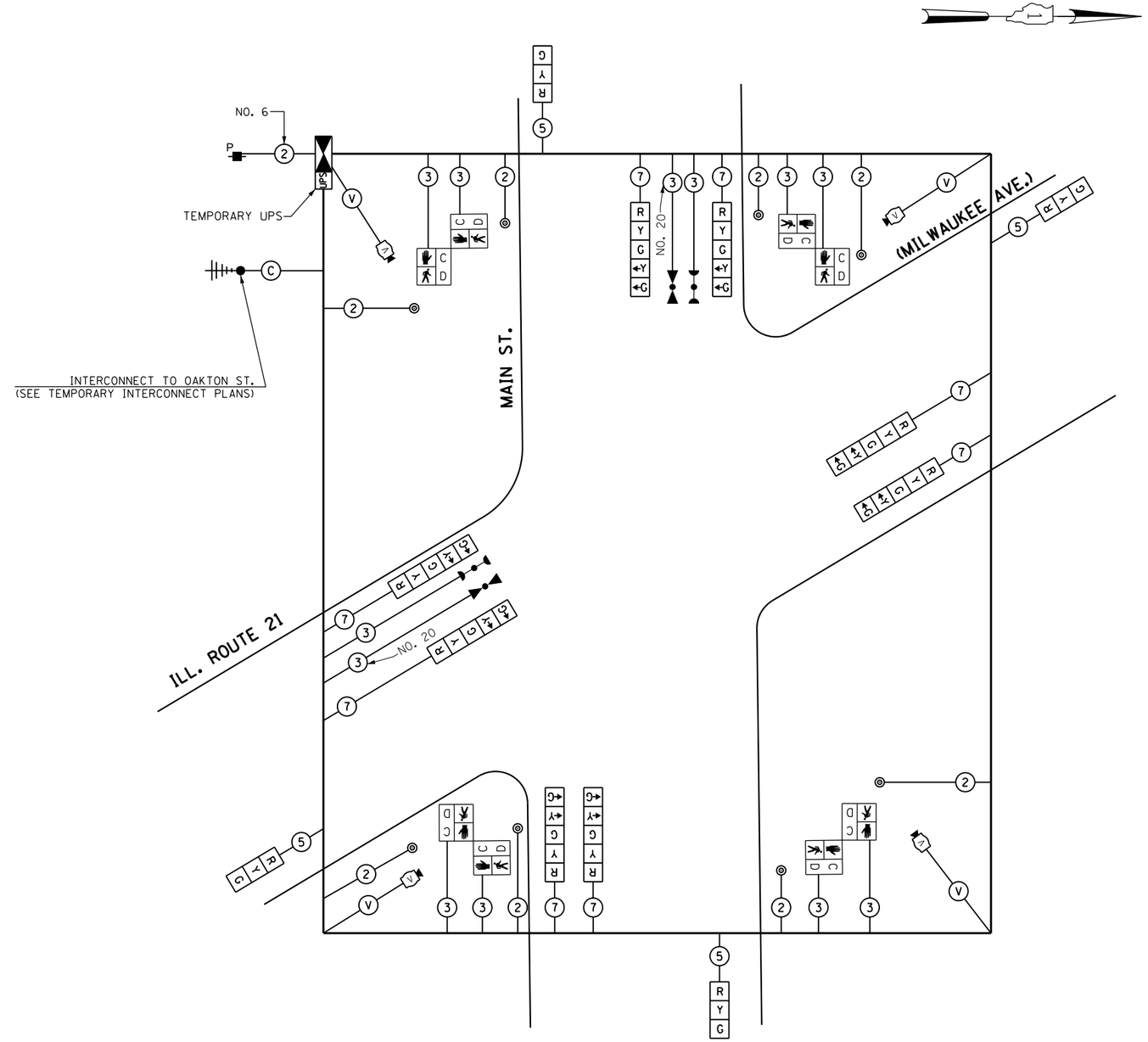

TEMPORARY CABLE PLAN

(NOT TO SCALE)

STAGE: PRE-STAGE

THE TRAFFIC SIGNAL CONTROL EQUIPMENT FOR THIS PROJECT SHALL BE "EAGLE" TO MATCH THE EXISTING ADJACENT SYSTEM.

I.D.O.T.
TRAFFIC SIGNAL INSTALLATION
ELECTRICAL SERVICE REQUIREMENTS

TYPE	NO LAMPS	WATTAGE INCAND.	WATTAGE LED	%OPERATION	TOTAL WATTAGE
SIGNAL (RED)	12	135	17	0.50	102
(YELLOW)	12	135	25	0.25	75
(GREEN)	12	135	15	0.25	45
ARROW	16	135	12	0.10	19.2
PED. SIGNAL	8	90	25	1.00	200
CONTROLLER	1	100	100	1.00	100.0
ILLUM. SIGN				0.05	-
VIDEO SYSTEM	1	150		1.00	150.0
FLASHER				0.50	
ENERGY COSTS TO:				TOTAL =	691.2

ILLINOIS DEPARTMENT OF TRANSPORTATION
201 WEST CENTER COURT
SCHAUMBURG, ILLINOIS 60196-1096

ENERGY SUPPLY CONTACT: MAUREEN RAY
PHONE: (847) 816-5492
COMPANY: COMMONWEALTH EDISON

FILE NAME = $FILEL$	USER NAME = _GAI_	DESIGNED - MA, PKG	REVISED -
		DRAWN - EA, SM, MG	REVISED -
	PLOT SCALE = $SCALE$	CHECKED - PKG	REVISED -
	PLOT DATE = 3/21/2012	DATE - 03/21/2012	REVISED -

STATE OF ILLINOIS
DEPARTMENT OF TRANSPORTATION

TEMPORARY CABLE PLAN, TEMPORARY PHASE DESIGNATION DIAGRAM, AND TEMPORARY EMERGENCY VEHICLE PREEMPTION SEQUENCE
ILL. ROUTE 21 (MILWAUKEE AVE.) AT MAIN ST.

SCALE: N.T.S | SHEET NO. OF SHEETS | STA. TO STA.

F.A.U. RTE.	SECTION	COUNTY	TOTAL SHEETS	SHEET NO.
3513	2011-210-TS	COOK	089	037
	FINAL	CONTRACT NO. 60R44		

FED. ROAD DIST. NO. _ | ILLINOIS | FED. AID PROJECT