




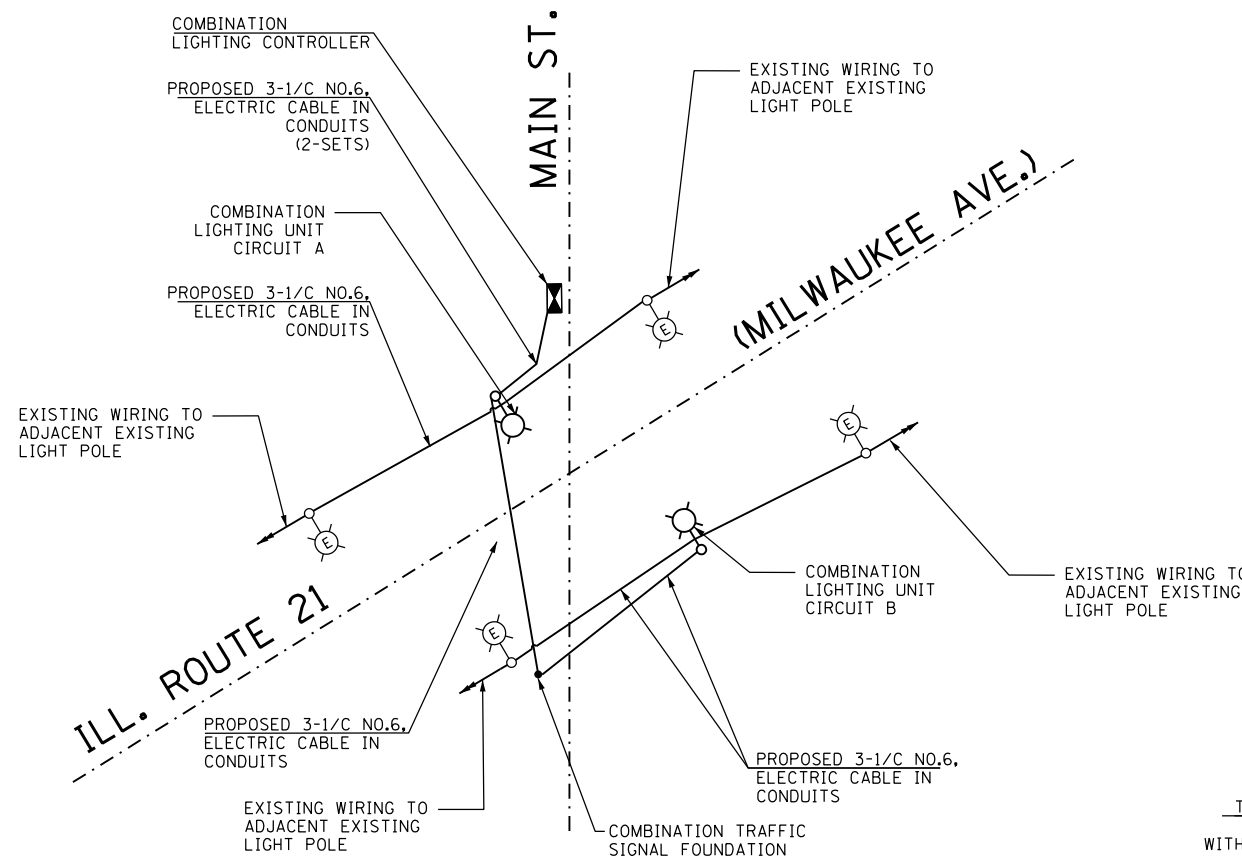


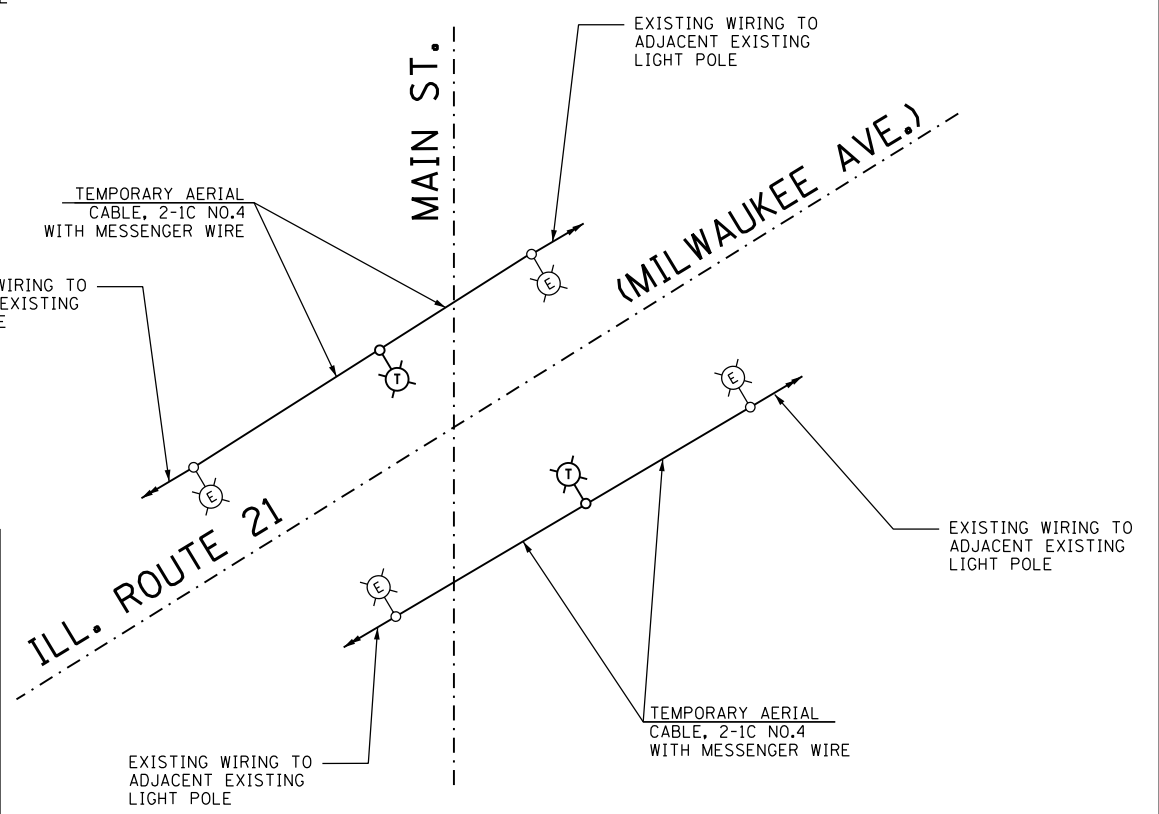


**LEGEND**

-  PROPOSED COMBINATION LIGHTING UNIT  
45' M.H., 15' M.A., 400W, 240V HPS,  
COBRA HEAD LUMINAIRE, TYPE MC-III.
-  TEMPORARY LIGHTING UNIT  
50' M.H., 15' M.A., 250W, 240V HPS  
LUMINAIRE TO MATCH EXISTING
-  EXISTING LIGHT UNIT  
TO BE REMOVED
-  EXISTING LIGHT UNIT  
TO REMAIN IN PLACE
-  COMBINATION LIGHTING CONTROLLER



**PROPOSED SINGLE LINE DIAGRAM**



**TEMPORARY SINGLE LINE DIAGRAM**

**SCHEDULE OF QUANTITIES**

DESIGNATION	UNIT	TOTAL QUANTITY
UNDERGROUND CONDUIT, GALVANIZED STEEL, 2" DIA.	FOOT	308
ELECTRIC CABLE IN CONDUIT, 600V (XLP-TYPE USE) 3-1/C NO. 6	FOOT	877
LUMINAIRE, SODIUM VAPOR, HORIZONTAL MOUNT, 250 WATT	EACH	2
AERIAL CABLE, 2-1/C NO. 4 WITH MESSENGER WIRE	FOOT	542
REMOVE ELECTRIC CABLE FROM CONDUIT	FOOT	545
* TEMPORARY WOOD POLE, 60 FT., CLASS 4, 15 FT. MAST ARM	EACH	1
* INTERCEPT EXISTING CONDUIT	EACH	4
* TEMPORARY LUMINAIRE, HIGH PRESSURE SODIUM VAPOR, HORIZONTAL MOUNT, 250 WATT	EACH	2
* COMBINATION LIGHTING CONTROLLER	EACH	1
* MAINTAIN EXISTING LIGHTING SYSTEM	L SUM	1

\* DESIGNATES SPECIAL PROVISIONS