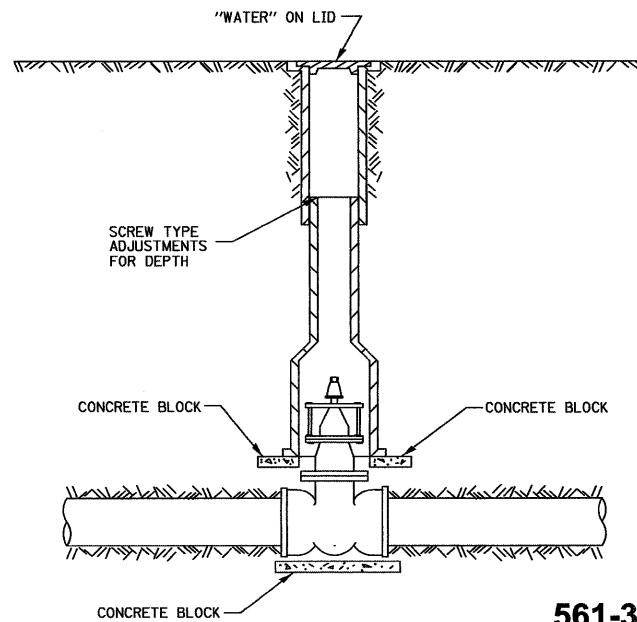


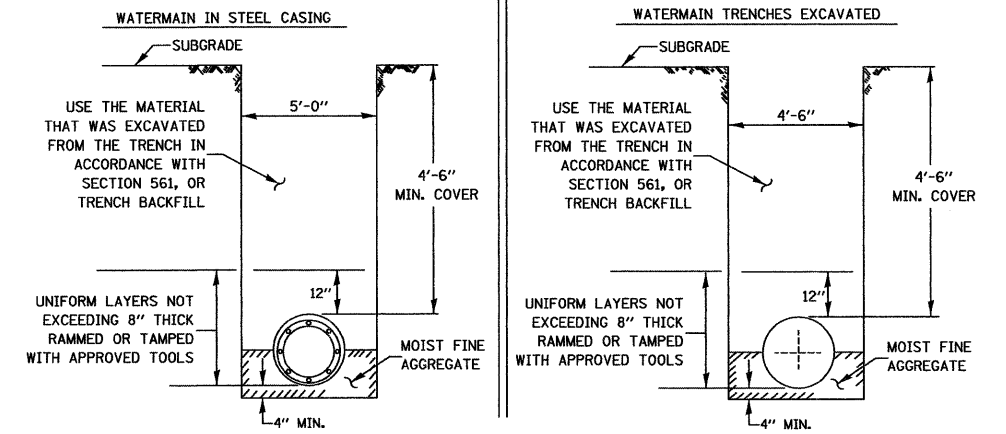
**TYPICAL HYDRANT INSTALLATION**

561-1



**TYPICAL VALVE BOX INSTALLATION**

561-3



GENERAL NOTES:

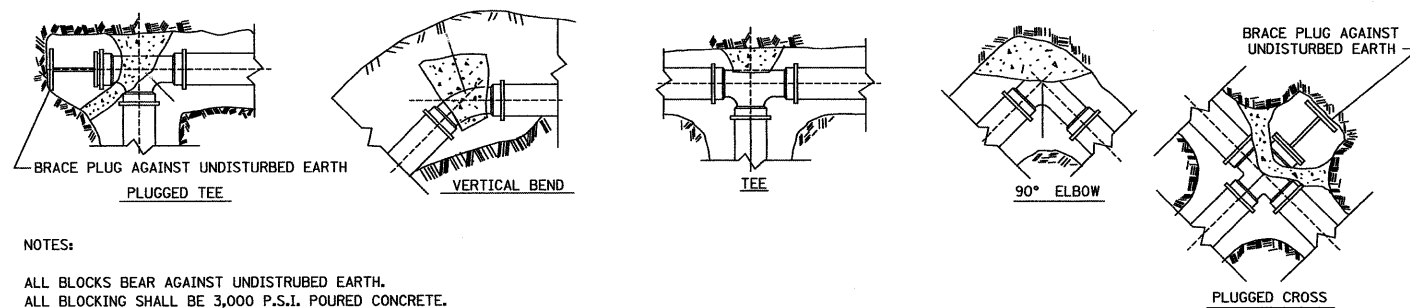
1. ANY SOFT OR SPONGY MATERIAL ENCOUNTERED BELOW THE ELEVATION OF THE PIPE SHALL BE REMOVED AND REPLACED WITH WELL COMPACTED MOIST FINE AGGREGATE.
2. ANY ROCK ENCOUNTERED IN THE TRENCH SHALL BE REMOVED TO A DEPTH OF AT LEAST 8 INCHES BELOW THE PIPE GRADE AND REPLACED WITH WELL COMPACTED MOIST FINE AGGREGATE.
3. THE SIDES OF THE TRENCH MAY BE SLOPED OR BENCHED ABOVE A 5 FT. TRENCH DEPTH OR ABOVE THE ELEVATION OR THE TOP OF PIPE, WHICHEVER IS GREATER, IN LIEU OF COMPLETE SHORING OR SHEETING OF THE FULL TRENCH DEPTH.

BACKFILL OPTIONS:

- METHOD 1: UNIFORM LAYERS NOT EXCEEDING 12" THICK RAMMED OR TAMPED WITH APPROVED TOOLS
- METHOD 2: UNIFORM LAYERS NOT EXCEEDING 12" THICK INUNDATED OR DEPOSITED IN WATER
- METHOD 3: FILL TRENCH WITH LOOSE MATERIAL THEN JET WITH WATER, 6 FT MINIMUM SPACING OF HOLES

**WATERMAIN INSTALLATION REQUIREMENTS**

561-4

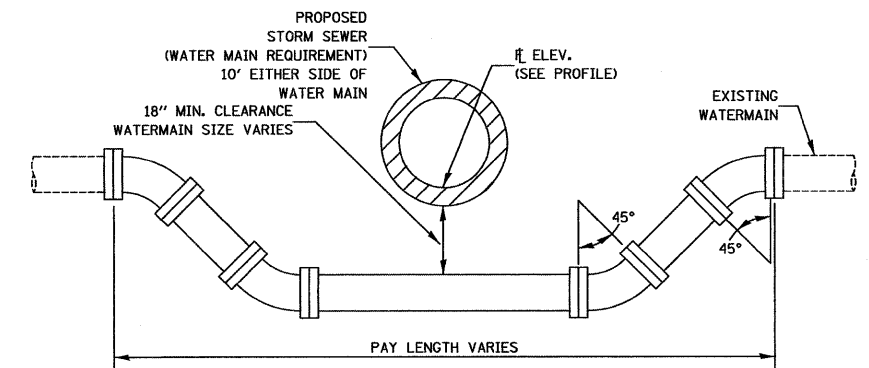


NOTES:

- ALL BLOCKS BEAR AGAINST UNDISTURBED EARTH.
- ALL BLOCKING SHALL BE 3,000 P.S.I. POURED CONCRETE.
- ARROWS INDICATE DIRECTION OF THRUST.
- ALL FITTINGS SHOWN IN PLAN EXCEPT VERTICAL BEND.

**TYPICAL THRUST BLOCK INSTALLATIONS**

561-5



**ADJUSTING WATERMAIN DETAIL**

561-7

CHAMLIN & ASSOCIATES, INC. © 2011

DRAWN BY: NV	REVISIONS			
CHECKED BY: JKC	LEVEL	BY	DATE	DESCRIPTION
DATE: 02/12				

**CHAMLIN & ASSOCIATES**

PERU MORRIS ILLINOIS

FAS 301 / FAU 383  
SECTION 11-00007-00-WR  
VILLAGE OF DIAMOND  
GRUNDY AND WILL COUNTIES

WATER MAIN PLANS

**CONSTRUCTION PLANS**

CONTRACT NO. 87520

CURRENT AS OF: 02/12	SHEET 41
SCALE: AS NOTED	OF 96
FILE NO.: 66022.01 Y-	