




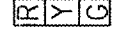










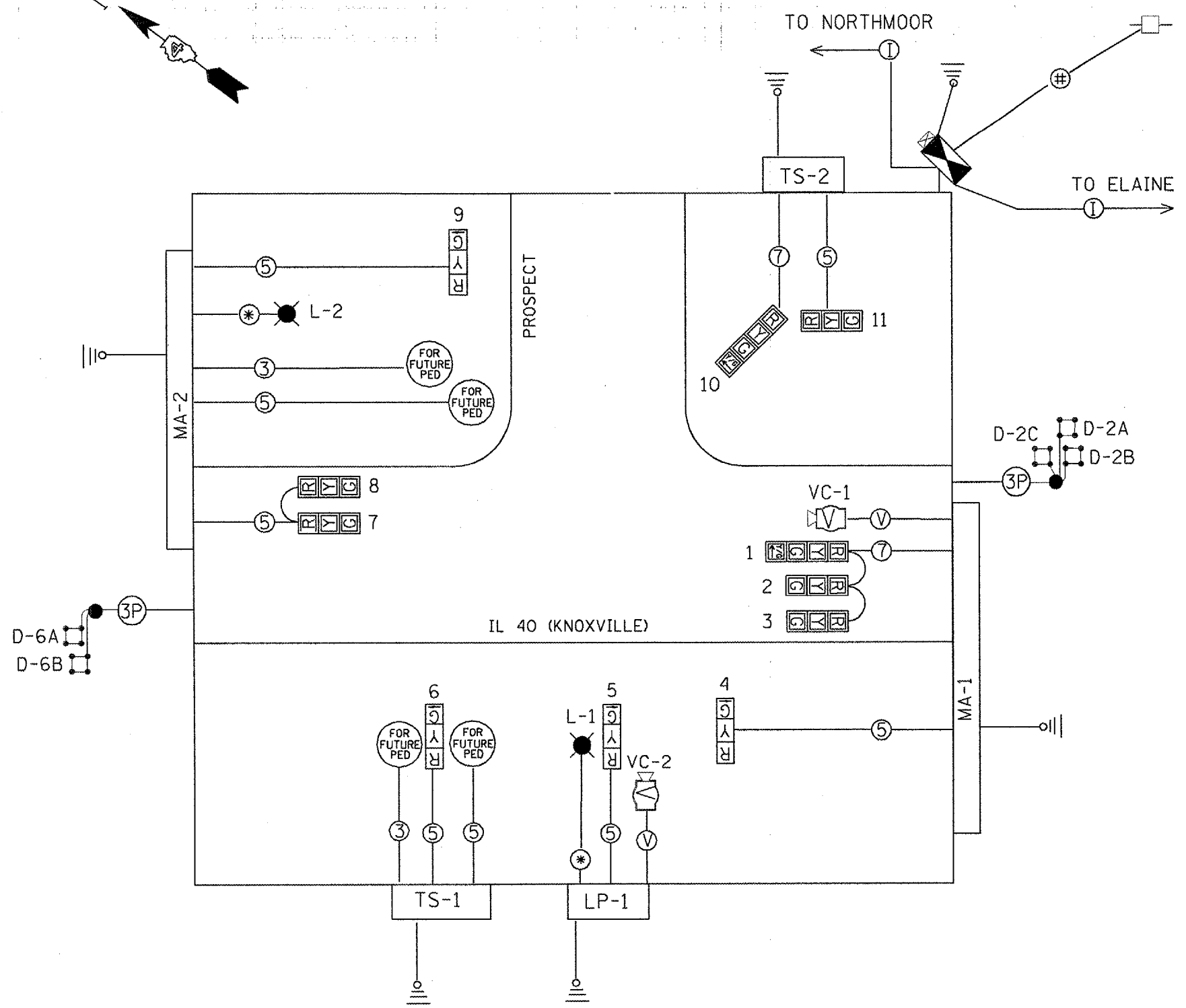


TRAFFIC SIGNAL LEGEND

-  EX. BBS CABINET
-  PROP. CONTROLLER (SIGNAL)
-  EX. DETECTOR LOOP (6' X 6')
-  EX. TYPE II SPLICE
-  PROP. 3 SEC. SIGNAL HEAD W/BACKPLATE
-  PROP. 3 SEC. SIGNAL HEAD
-  EX. 3 PAIR NO. 18 TW/SH CABLE
-  5C NO. 14 SIGNAL CABLE
-  (1/C #6) X 3 ELECTRIC CABLE (LIGHTING)
-  EX. INTERCONNECT CABLE (#19 TW/S. 12 PAIR)
-  PROP. VIDEO DETECTION CABLE (QUANTITY AND TYPE VARIES BY MANUFACTURER - INCLUDED IN BID PRICE FOR VIDEO DETECTION SYSTEM)
-  PROP. HIGHWAY LUMINAIRE
-  PROP. VIDEO CAMERA
-  EX. SERVICE INSTALLATION
-  SYSTEM GROUND CONNECTION (IN ACCORDANCE WITH NEC REQUIREMENTS)
-  EX. SERVICE CABLE



EXISTING SERVICE, DETECTOR LOOP, AND INTERCONNECT CABLES TO BE REUSED IN PROPOSED TRAFFIC SIGNAL INSTALLATION.

REVISIONS		ILLINOIS DEPARTMENT OF TRANSPORTATION
NAME	DATE	
		PROPOSED CABLE DIAGRAM IL 40 (KNOXVILLE) & PROSPECT SCALE: VERT. _____ HORIZ. _____ DATE _____ DRAWN BY _____ CHECKED BY _____

\$\$\$DATE\$\$\$
DGN-ONLY