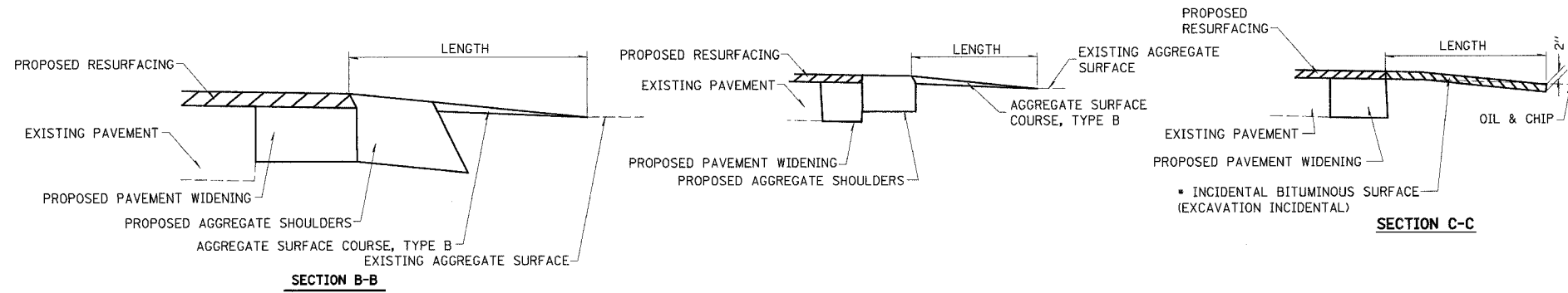
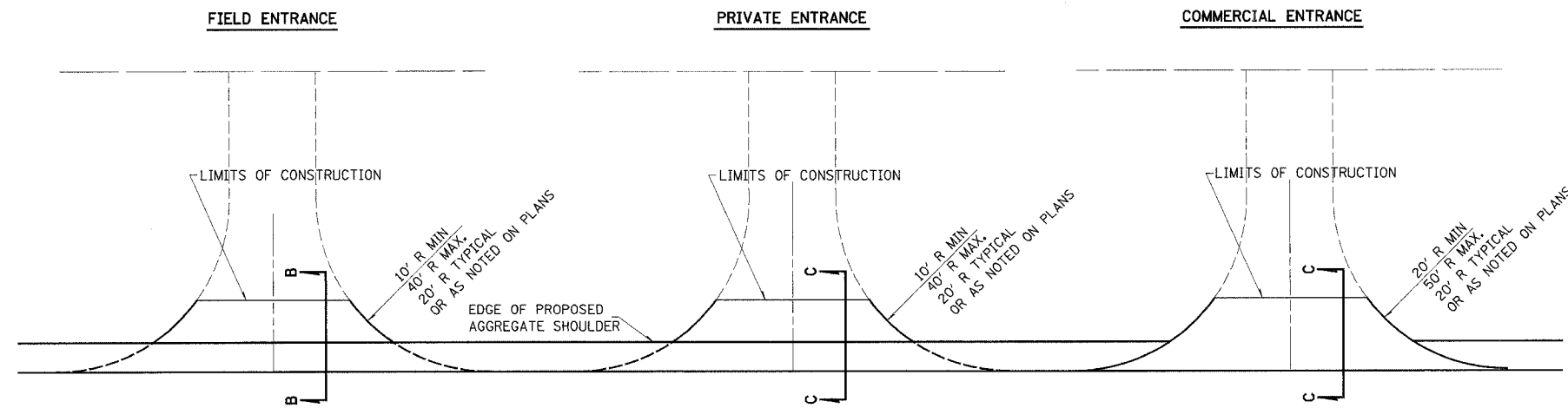


F.A.P. RTE.	SECTION	COUNTY	TOTAL SHEETS	SHEET NO.
750	(112) Y, WRS	FAYETTE	52	10
STA. _____		TO STA. _____		
FED. ROAD DIST. NO. 7 ILLINOIS FED. AID PROJECT				

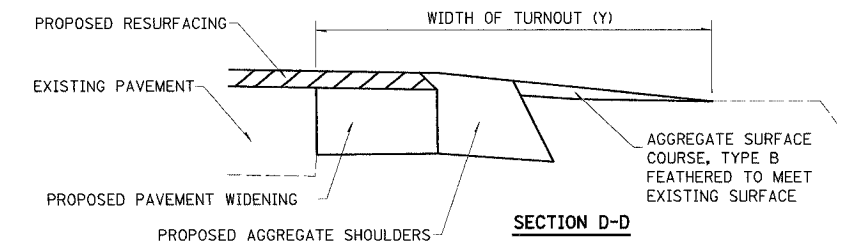
CONTRACT NO. 74080

SEE SHEET 11
FOR PUBLIC ROAD
DETAILS



SECTION B-B

SECTION C-C



SECTION D-D

TYPICAL SECTION AT MAILBOX TURNOUT

NOTE: SEE STANDARD 406201 FOR MAILBOX TURNOUT DETAILS

NOTES

LENGTH = 10' UNLESS OTHERWISE NOTED ON PLANS

THE THICKNESS OF THE BITUMINOUS SHOULDERS THROUGH COMMERCIAL ENTRANCES (BITUMINOUS) AND PUBLIC ROADS SHALL BE 10". THE COST OF THE EXTRA THICKNESS SHALL BE INCLUDED WITH THE BITUMINOUS SHOULDERS PAY ITEM.

THE COST OF THE BITUMINOUS MATERIALS AND AGGREGATE (PRIME COAT) FOR ENTRANCES AND PUBLIC ROAD APPROACHES SHALL BE INCLUDED IN THE PAY ITEM INCIDENTAL BITUMINOUS SURFACING.

BITUMINOUS SHOULDERS SHALL NOT BE CONSTRUCTED THROUGH A PCC ENTRANCE OR PCC PUBLIC ROAD APPROACH.

IF REQUIRED, CONTRACTOR SHALL TRIM EXISTING OIL AND CHIP SURFACES IN ORDER TO PLACE 1/2" OF INCIDENTAL BITUMINOUS SURFACE.

DATE	BY	REVISION

DATE	BY	REVISION

SIDE	STATION	TYPE	INCIDENTAL BITUMINOUS SURFACING, 2" *	
			TON	TON
RT.	16+20.70	PE		3.2
RT.	36+50	PE		105
LT.	40+49.49	FE		1.8
RT.	44+78.57	PE		5.7
RT.	48+46.43	FE		2.1
RT.	49+36.64	PE		3.8
LT.	49+88.64	PE		6.1
RT.	52+27.14	PE		2.8
LT.	54+08.02	PE		1.9
RT.	54+86.84	PE		7.8
LT.	58+30.24	FE		3.1
RT.	58+30.31	PE		1.9
RT.	67+63.04	FE		1.6
LT.	67+68.97	FE		2.1
RT.	72+25.71	PE		2.7
LT.	74+57.67	PE		1.7
RT.	74+61.71	FE		2.0
LT.	81+35.56	PE		1.9
LT.	81+91.49	PE		1.5
LT.	87+28.38	PE		2.2
RT.	89+47.82	PE		3.6
RT.	92+74.62	PE		2.5
LT.	94+43.89	FE		2.5
LT.	97+66.29	PE		1.5
LT.	98+41.34	PE		2.9
RT.	98+45.44	PE		3.5
LT.	111+17.84	PE		3.2
RT.	113+70.07	PE		2.6
RT.	114+37.03	PE		3.8
TOTALS			0	187

SIDE	STATION	MAILBOX TURNOUT AGGREGATE SURFACE COURSE, TYPE B	TON
RT.	52+03		2.8
RT.	54+09		5.0
RT.	58+10		2.8
RT.	73+60		5.0
RT.	81+84		5.0
RT.	87+33		5.0
RT.	89+94		2.8
RT.	92+38		2.8
RT.	98+23		2.8
LT.	111+00		2.8
TOTAL			36.8

FE - FIELD ENTRANCE PRA - PUBLIC ROAD APPROACH
PE - PRIVATE ENTRANCE MBT - MAILBOX TURNOUT
CE - COMMERCIAL ENTRANCE

BITUMINOUS MATERIALS AND AGGREGATE (PRIME COAT) FOR ENTRANCES AND PUBLIC ROAD APPROACHES SHALL BE CONSIDERED INCIDENTAL TO INCIDENTAL BITUMINOUS SURFACING AS NOTED IN THE SPECIAL PROVISIONS.

* INCIDENTAL BITUMINOUS SURFACE MATERIALS SHALL BE SUPERPAVE MIXTURES.

REVISIONS	
NAME	DATE

ILLINOIS DEPARTMENT OF TRANSPORTATION
**ENTRANCE DETAILS
SHEET 1 OF 2**
F.A.P. 750 (IL. RTE. 185)
SECTION 112 - FAYETTE CO.
SCALE: _____ DRAWN BY: CRO
DATE: September 23, 2005 CHECKED BY: RCY

J:\2003\030045\0002\civ\phase 1\cdg\pdr\dl.750_detail.sheets.dgn 9/21/2005 4:20:56 PM