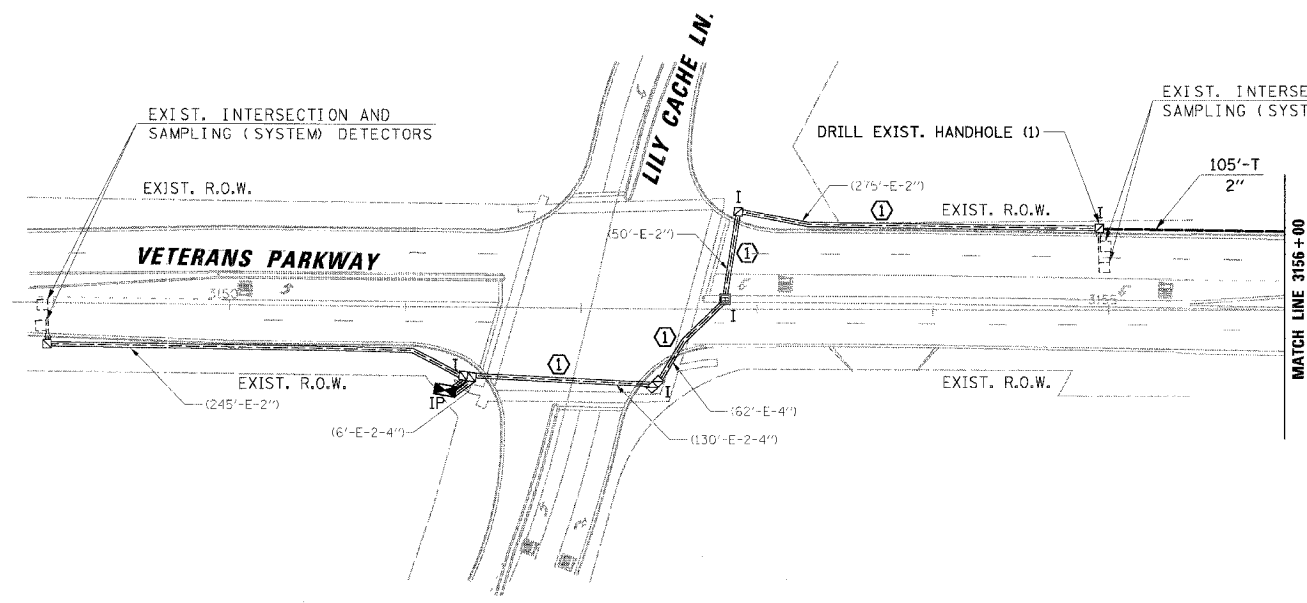
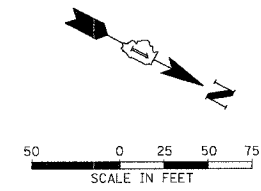


F.A.I.J. RTE.	SECTION	COUNTY	TOTAL SHEETS	SHEET NO.
3580	04-00043-00-TL	WILL	54	50
STA.		TO STA.		
FED. ROAD DIST. NO.	ILLINOIS FED. AID PROJECT			
CONTRACT NO.: 83855				



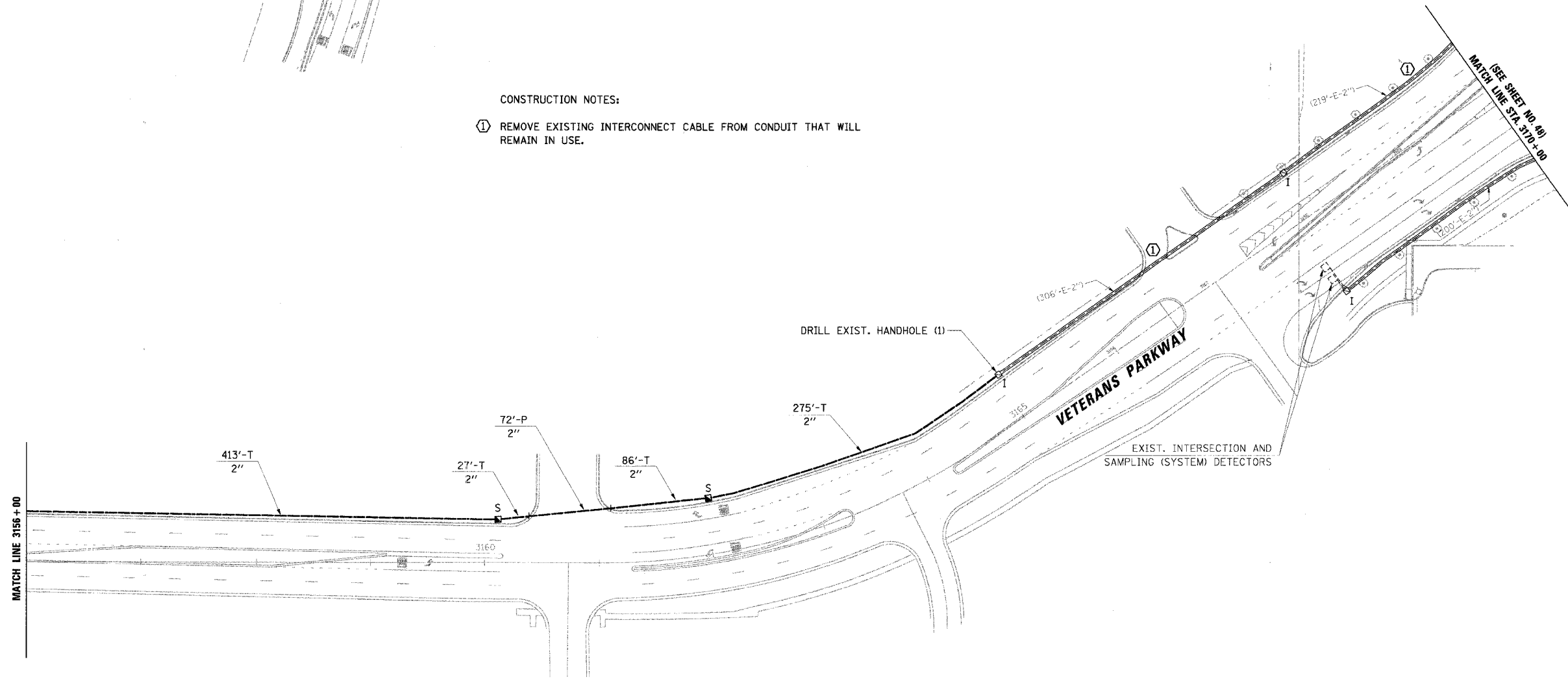
**INTERCONNECT PLAN LEGEND**

	PROPOSED	EXISTING
CONTROLLER	☒	☒
HANDHOLE	■	■
DOUBLE HANDHOLE	▣	▣
HEAVY-DUTY HANDHOLE	▣	▣
G.S. CONDUIT IN TRENCH (T) OR PUSHED (P)	—	—
DETECTOR LOOP SYSTEM	□	□
INTERSECTION	IP	I
UNIT DUCT	UD	
COMMON TRENCH	CT	



**CONSTRUCTION NOTES:**

① REMOVE EXISTING INTERCONNECT CABLE FROM CONDUIT THAT WILL REMAIN IN USE.



PROJECT FILE NO. 05559  
 DRAWN BY: FCP/FPB  
 CHECKED BY: MKJ  
 DATE: 4/7/2006  
 PROJECT: VETERANS PARKWAY  
 DRAWING NO.: 05559-INT-12  
 PROJECT LOCATION: BOLINGBROOK, ILLINOIS  
 PROJECT NO.: 05559  
 PROJECT NAME: VETERANS PARKWAY  
 PROJECT TYPE: INTERCONNECT PLAN  
 PROJECT DATE: 4/7/2006  
 PROJECT ENGINEER: CHRISTOPHER B. BURKE  
 PROJECT ADDRESS: 5015 N. LOGAN RD., SUITE 600, CHICAGO, IL 60630  
 PROJECT PHONE: (847) 823-0500  
 PROJECT FAX: (847) 823-0500  
 PROJECT EMAIL: CBURKE@CBURKEENGINEERING.COM  
 PROJECT WEBSITE: WWW.CBURKEENGINEERING.COM

RESTORATION OF WORK AREA, RESTORATION OF THE TRAFFIC SIGNAL WORK AREA SHALL BE INCIDENTAL TO THE RELATED PAY ITEM SUCH AS FOUNDATION, CONDUIT, HANDHOLE, TRENCH AND BACKFILL, ETC., AND NO EXTRA COMPENSATION SHALL BE ALLOWED. ALL ROADWAY SURFACES SUCH AS SHOULDERS, MEDIANS, SIDEWALKS, PAVEMENT, ETC. SHALL BE REPLACED IN KIND. ALL DAMAGE TO MOWED LAWNS SHALL BE REPLACED WITH AN APPROVED SOD, AND ALL DAMAGE TO UNMOWED FIELDS SHALL BE SEEDING IN ACCORDANCE WITH STANDARD SPECIFICATIONS 252 AND 250 RESPECTIVELY.

REVISIONS	
NAME	DATE

ILLINOIS DEPARTMENT OF TRANSPORTATION

**INTERCONNECT PLAN**

VETERANS PARKWAY  
BOLINGBROOK, ILLINOIS

SCALE: 1" = 50'  
DATE: 4/7/2006

DRAWN BY: FCP/FPB  
DESIGNED BY: MKJ  
CHECKED BY: MJT