

SCHEDULE OF QUANTITIES

AGGREGATE BASE COURSE, TYPE B

LOCATION	TON
STA. 10+00 TO STA. 13+85	702
STA. 14+86 TO STA. 20+50	1028
TOTAL	1730 TON

PIPE UNDERDRAINS 8"

LOCATION	FOOT
LT. STA. 12+00 TO LT. STA. 14+00	200
TOTAL	200 FOOT

EROSION CONTROL BLANKET (8' WIDTH)

LOCATION	SQ. YD.
LT. & RT. STA. 18+00 TO LT. & RT. STA. 20+50	444
TOTAL	444 SQ. YD.

TEMPORARY DITCH CHECKS

LOCATION	EACH
LT. & RT. STA. 13+50	2
LT. & RT. STA. 15+50	2
LT. & RT. STA. 17+00	2
LT. & RT. STA. 18+50	2
LT. & RT. STA. 19+25	2
LT. & RT. STA. 20+00	2
TOTAL	12 EACH

INLET AND PIPE PROTECTION

LOCATION	EACH
RT. STA. 10+05	1
LT. STA. 12+78	1
RT. STA. 16+01	1
LT. STA. 18+13	1
TOTAL	4 EACH

STEEL PLATE BEAM GUARDRAIL REMOVAL

LOCATION	FOOT
LT. & RT. STA. 13+32 TO LT. & RT. STA. 14+12	160
LT. & RT. STA. 14+51 TO LT. & RT. STA. 15+31	160
TOTAL	320 FOOT

BIDIRECTIONAL GUARD RAIL REFLECTORS

LOCATION	EACH
RT. STA. 13+13 TO RT. STA. 14+87	4058' CTS.
LT. STA. 13+86 TO LT. STA. 15+60	4058' CTS.
TOTAL	8 EACH

TERMINAL MARKERS - DIRECT APPLIED

LOCATION	EACH
RT. STA. 12+54.8	1
LT. STA. 13+27.5	1
RT. STA. 15+44.5	1
LT. STA. 16+17.2	1
TOTAL	4 EACH

TRAFFIC BARRIER TERMINAL, TYPE 5A

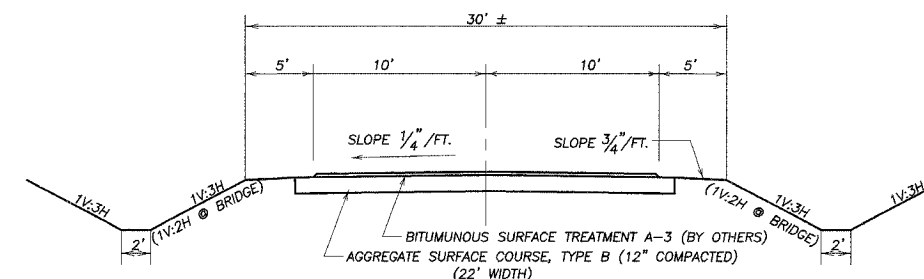
LOCATION	EACH
RT. STA. 13+67.32 TO RT. STA. 13+80.57	1
LT. STA. 13+77.51 TO LT. STA. 13+90.76	1
RT. STA. 14+81.24 TO RT. STA. 14+94.49	1
LT. STA. 14+91.43 TO LT. STA. 15+04.68	1
TOTAL	4 EACH

STEEL PLATE BEAM GUARD RAIL, TYPE "A"

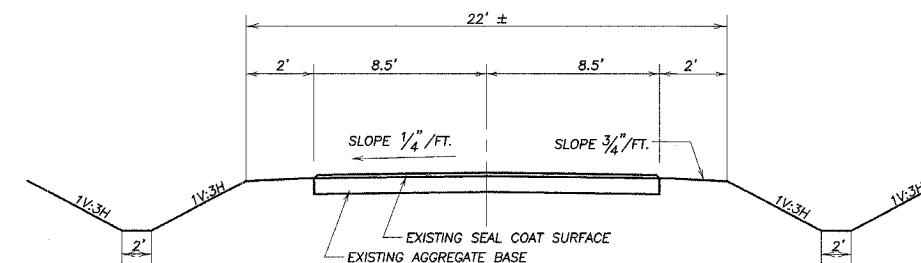
LOCATION	FOOT
RT. STA. 13+04.82 TO RT. STA. 13+67.32	62.5
LT. STA. 15+04.68 TO LT. STA. 15+67.18	62.5
TOTAL	125 FOOT

TRAFFIC BARRIER TERMINAL, TYPE 1 SPECIAL (TANGENT)

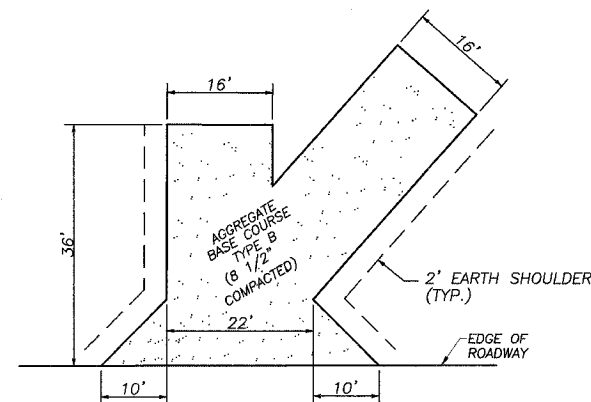
LOCATION	EACH
RT. STA. 12+54.82 TO RT. STA. 13+04.82	1
LT. STA. 13+27.51 TO LT. STA. 13+77.51	1
RT. STA. 14+94.49 TO RT. STA. 15+44.49	1
LT. STA. 15+67.18 TO LT. STA. 16+17.18	1
TOTAL	4 EACH



PROPOSED TYPICAL SECTION

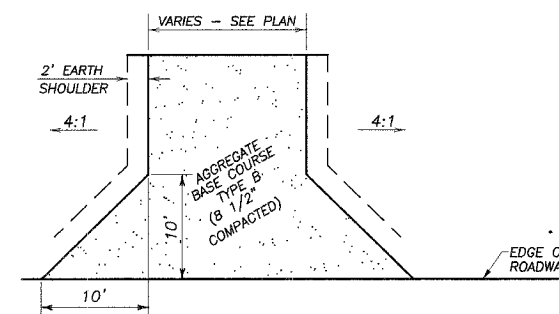


EXISTING TYPICAL SECTION



FIELD ENTRANCE DETAIL

F.E.L. STA. 13+10



FIELD ENTRANCE DETAIL

F.E.R. STA. 15+80 AND F.E.L. STA. 17+92

SCHEDULE OF QUANTITIES
TYPICAL SECTIONS
SECTION 02-08143-00-BR
METAMORA ROAD DISTRICT
WOODFORD COUNTY