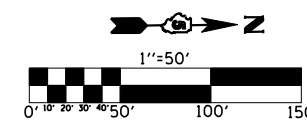


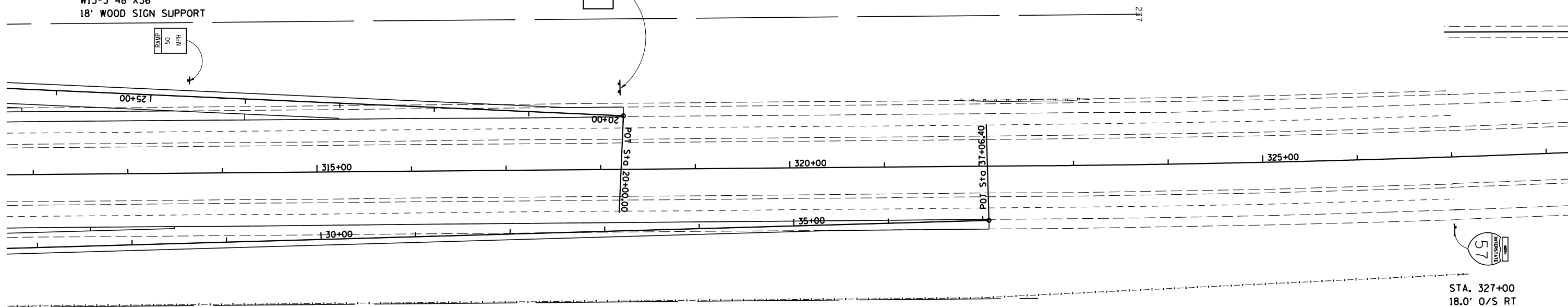
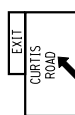
F.A.I. RTE.	SECTION	COUNTY	TOTAL SHEETS	SHEET NO.
57	10-32HB-3K,K	CHAMPAIGN	352	97

CONTRACT NO. 90758



⑥ STA. 318+20  
 25.0' O/S LT  
 7.0 M.H.  
 SIGN PANEL - TYPE 3  
 13' X 10'  
 W10 X 26 X 22 AND  
 W10 X 26 X 24 STEEL POSTS  
 CONCRETE FOUNDATIONS - 2.54 CU. YD.

RAMP D STA. 24+60  
 18.0' O/S RT  
 6.0 M.H.  
 W13-3 48"X36"  
 18' WOOD SIGN SUPPORT



STA. 327+00  
 18.0' O/S RT  
 6.0 M.H.  
 M1-1(2DIGIT) 36"  
 M3-1(BL) 30"X15"  
 18' WOOD SIGN SUPPORT

**NOTE:**

- O/S - DISTANCE FROM EDGE OF DRIVING LANE TO NEAR EDGE OF SIGN
- MH - HEIGHT FROM EDGE OF DRIVING LANE TO BOTTOM OF SIGN

ILLINOIS DEPARTMENT OF TRANSPORTATION

**SIGNING PLANS**