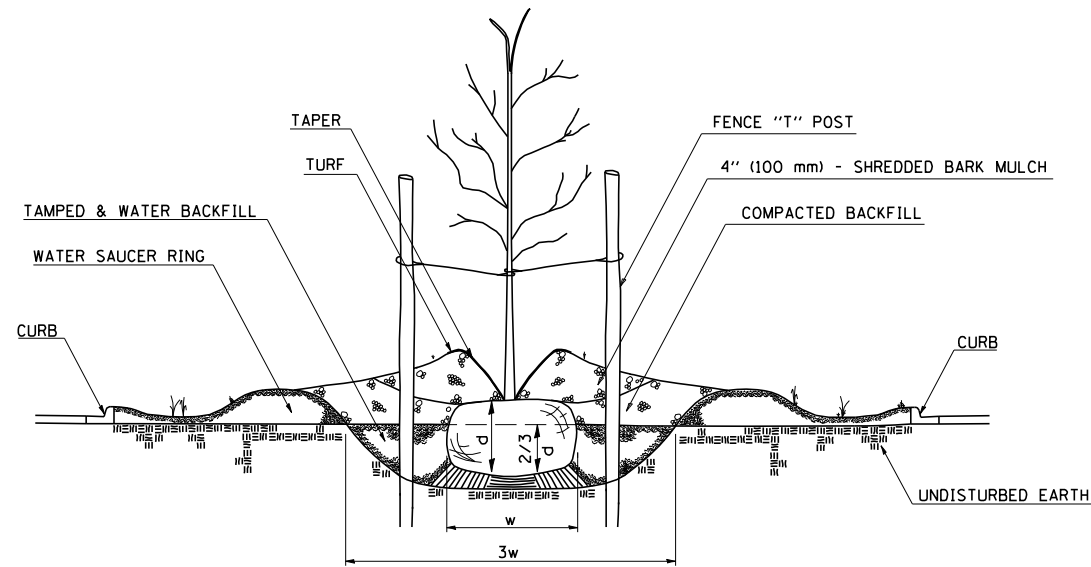


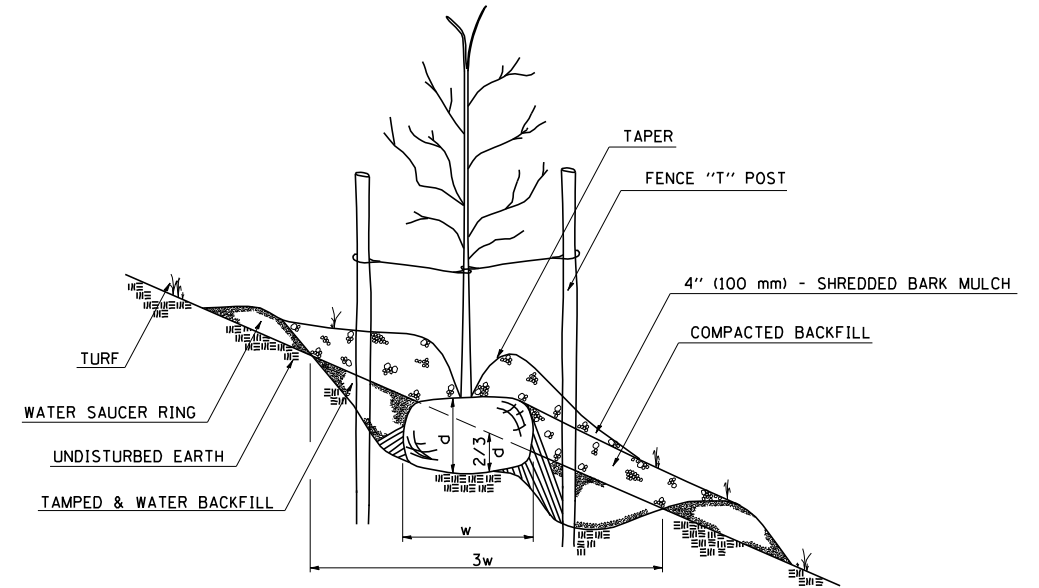
F.A.I. RTE.	SECTION	COUNTY	TOTAL SHEETS	SHEET NO.
57	10-32HB-3,K	CHAMPAIGN	352	194

# PLANTING DETAILS

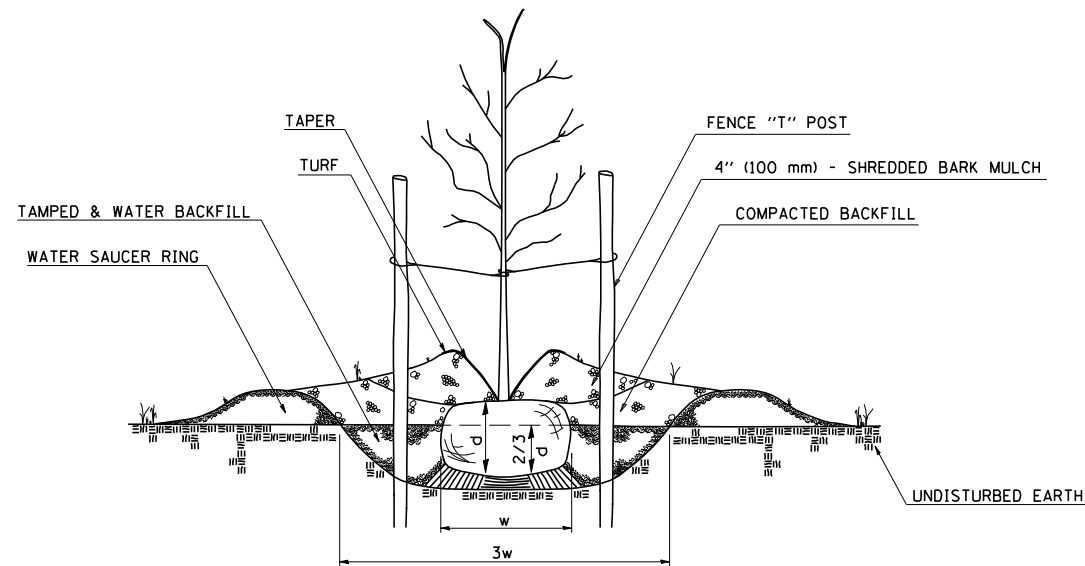
## PARKWAY PLANTING DETAIL



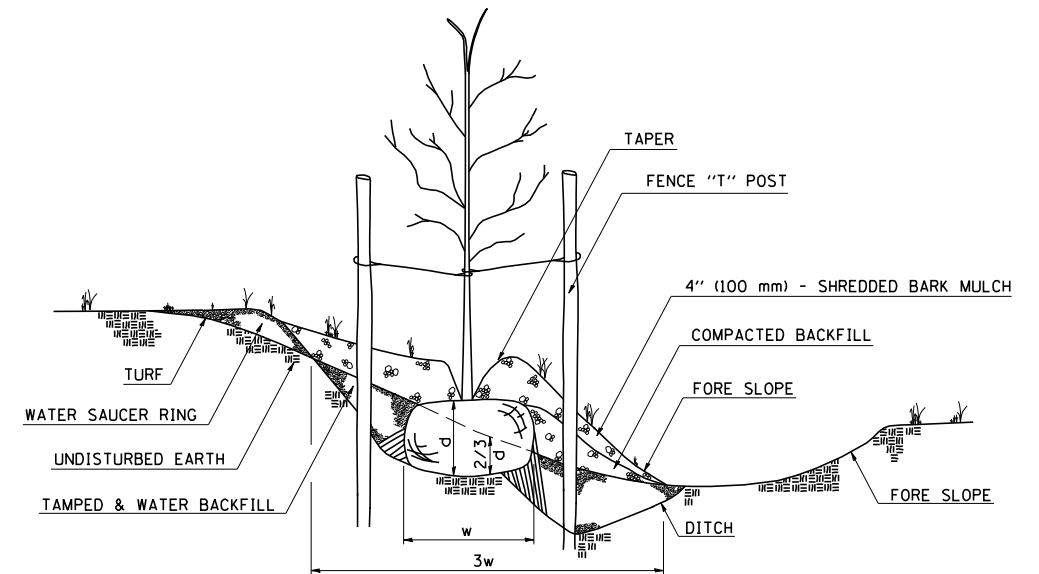
## HILL PLANTING DEPTH



## FLAT GROUND PLANTING DETAIL



## DITCH AREA PLANTING DETAIL



## HOLE DEPTH SCHEDULE

Tree Size (Caliper)		Shrub Tree Height		Evergreen Height		Min. Diameter Ball (w)		Min. Depth Ball (d)		Hole Depth (2/3d)		Hole Width (3w)	
6 mm	1/4 in	600 mm	2 ft	500 mm	1.5 ft	255 mm	10 in	190 mm	7 1/2 in	130 mm	5 in	760 mm	30 in
13	1/2	900	3	600	2	300	12	230	9	150	6	900	36
19	3/4	1250	4	900	3	355	14	270	10 1/2	180	7	1070	42
25	1	1500	5	1250	4	400	16	300	12	205	8	1220	48
30	1 1/4	1800	6	1375	4 1/2	460	18	345	13 1/2	230	9	1375	54
40	1 1/2	2000	7	1500	5	500	20	345	13 1/2	230	9	1525	60
45	1 3/4	2500	8	1800	6	560	22	370	14 1/2	255	10	1680	66
50	2	2700	9	2000	7	600	24	400	16	280	11	1830	72
60	2 1/2	3000	10	2500	8	700	28	470	18 1/2	300	12	2140	84
80	3	3500	11	2700	9	800	32	500	20	330	13	2440	96
90	3 1/2	3700 mm	12 ft	3700	12	960	38	585	23	380	15	2900	114
100	4			4300	14	1070	42	635	25	430	17	3200	126
110	4 1/2			4900	16	1220	48	740	29	485	19	3660	144
130	5			5400 mm	18 ft	1375	54	815	32	535	21	4115	162
140	5 1/2					1450	57	865	34	585	23	4315	171
150	6					1525	60	915	36	610	24	4575	180
180	7					1780	70	1070	42	700	28	5330	210
205 mm	8 in					2030 mm	80 in	1220 mm	48 in	815 mm	32 in	6070 mm	240 in

DESIGNED	NAME	DATE	REVISIONS	
CHECKED	K.A.G.	01-03	NAME	DATE
CADD NO.	X-3.01			

ALL DIMENSIONS ARE IN INCHES (MILLIMETERS) UNLESS OTHERWISE SHOWN.