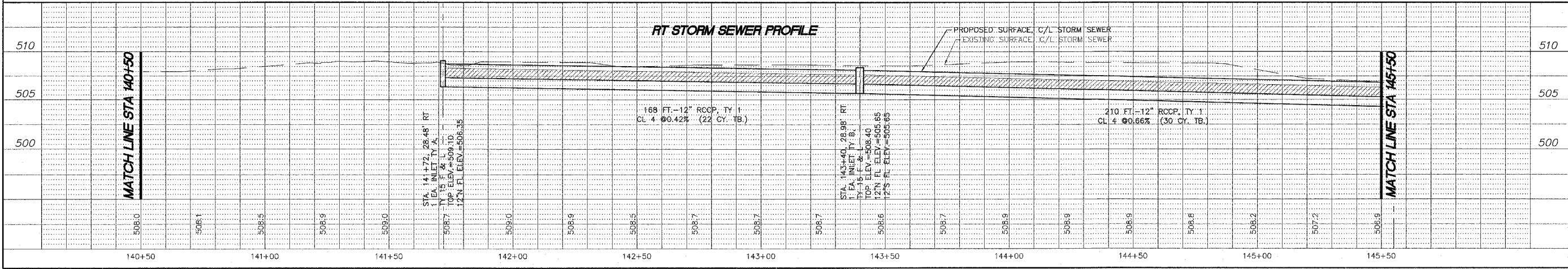
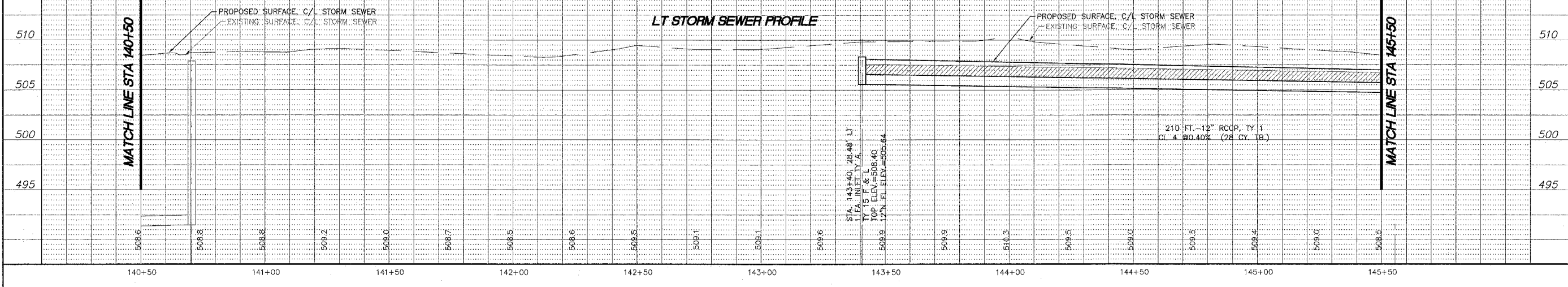
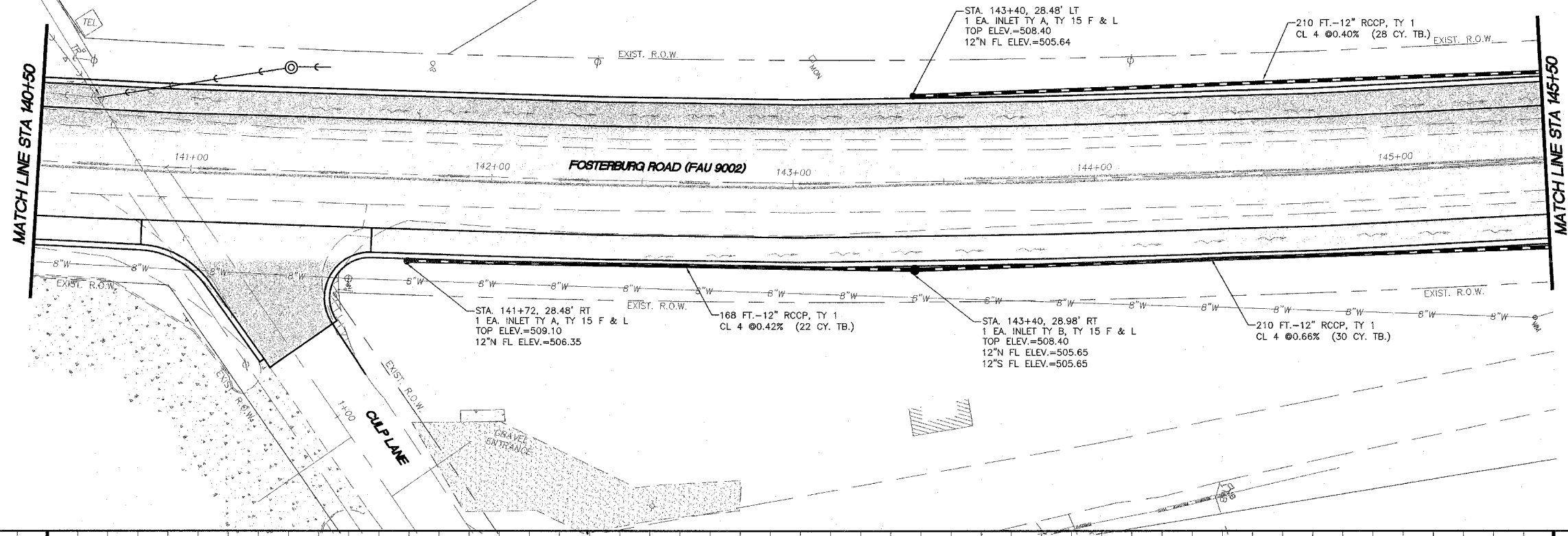


EXISTING SANITARY MANHOLE
TOP ELEV.=507.94
FL ELEV.=491.54
(TO BE ADJUSTED)

MATCH LINE STA 140+50

MATCH LINE STA 145+50



REVISIONS

SMS ENGINEERS
Sheppard, Morgan & Schwaab, Inc.
CONSULTING ENGINEERS AND LAND SURVEYORS
315 Market Street, P.O. Box E, Alton, IL 62002-6184
Tel: 618.462.3755 Fax: 618.462.3756
E-mail: mail@smsengineers.com
10 Central Industrial Drive, Granite City, IL 62040-6187
E-mail: mail@smsengineers.com

FOSTERBURG ROAD IMPROVEMENTS-PHASE 1
ALTON, ILLINOIS
FAU ROUTE 9002
ALTON SECTION 03-00218-00-WR
PLAN AND PROFILE - STORM SEWER

B-FOSTERPPSTORM.DWG
REF. BK. PG.
JOB NO. 205889
DSN. BY: CLA
DWN. BY: CDP
CHK. BY: JFH
DATE: JANUARY, 2006
SCALE: HORIZ. 1"=20'
VERT. 1"=5'
SHEET 22 OF 38