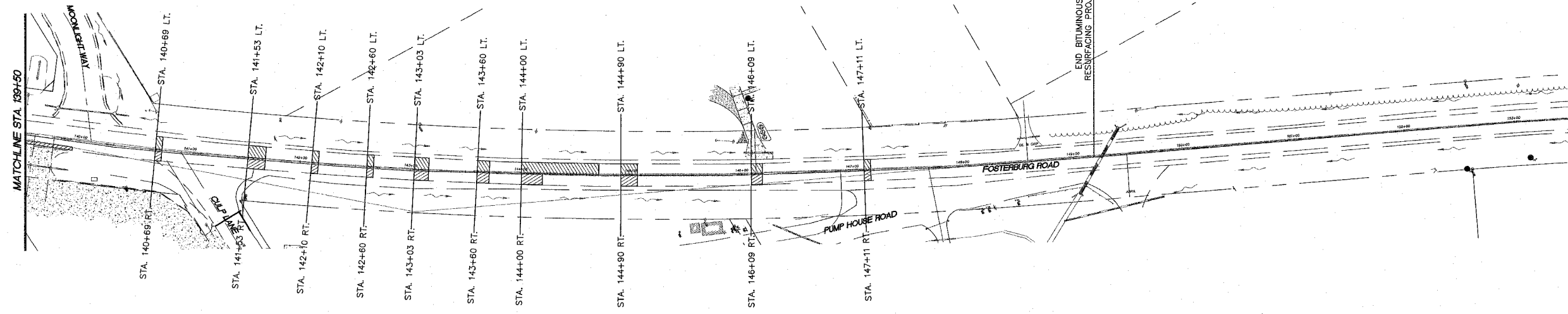
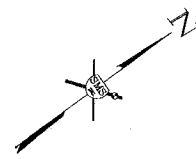
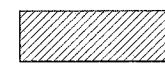
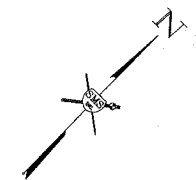
 PAVEMENT PATCHES CLASS AND TYPE AS DESIGNATED ON PAVEMENT PATCHING SCHEDULE (SEE SHEET 24 OF 38)



 PAVEMENT PATCHES CLASS AND TYPE AS DESIGNATED ON PAVEMENT PATCHING SCHEDULE (SEE SHEET 24 OF 38)



**FOSTERBURG ROAD IMPROVEMENTS - PHASE 1**  
**ALTON, ILLINOIS**  
**FAU ROUTE 9002**  
**ALTON SECTION 03-00218-00-WR**  
**PAVEMENT PATCHING PLAN**

REVISIONS


**SMS ENGINEERS**  
**Sheppard, Morgan & Schwaab, Inc.**  
 CONSULTING ENGINEERS AND LAND SURVEYORS  
 215 Market Street, P.O. Box E, Alton, IL 62002 • 618/462-9755 • Email: [mail@smsengineers.com](mailto:mail@smsengineers.com)  
 10 Central Industrial Drive, Granite City, IL 62040 • 618/677-3700 • E-mail: [mail@smsengineers.com](mailto:mail@smsengineers.com)

B-PATCHINGA.DWG

REF. BK.	PG.
JOB NO.	205589
DSN. BY.	CA
DWN. BY.	CDP
CHK. BY.	JHH
DATE:	JANUARY, 2006
SCALE:	1"=50'
SHEET	25 OF 38