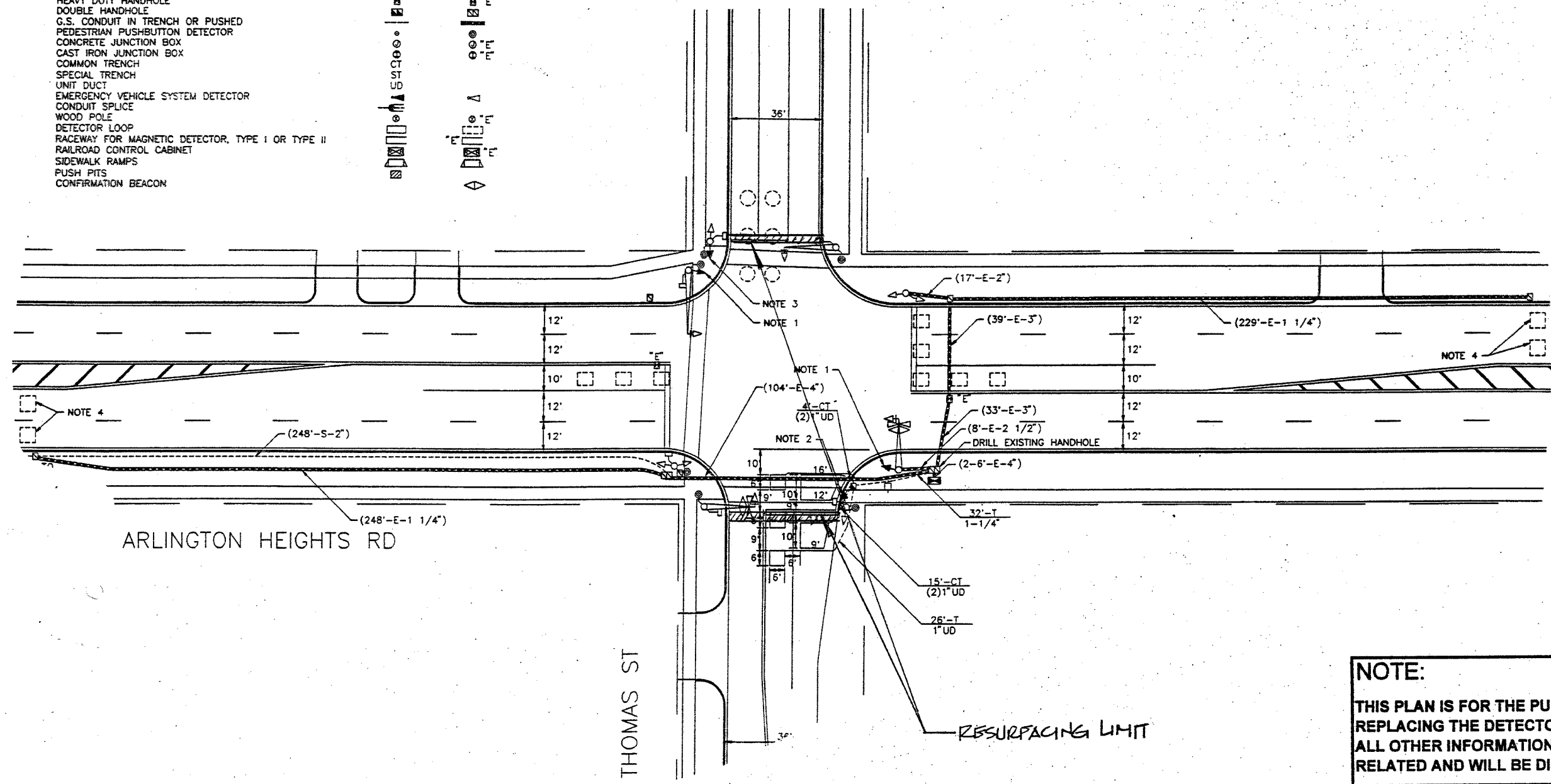

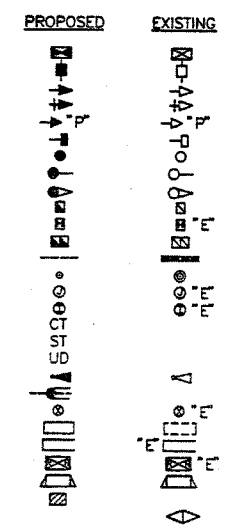


SECTION	COUNTY	TOTAL SHEETS	SHEET NO.
202L 0008 1010 05-A	COOK	35	22
STA.	TO STA.		
PER. ROAD DIST. NO. 1	CLASS.	JOB AND SUBJECT	

60817

- TRAFFIC SIGNAL LEGEND
- CONTROLLER
  - SERVICE INSTALLATION
  - SIGNAL HEAD
  - SIGNAL HEAD WITH BACKPLATE
  - SIGNAL HEAD OPTICALLY PROGRAMMED
  - SIGNAL HEAD, PEDESTRIAN
  - SIGNAL POST
  - MAST ARM ASSEMBLY AND POLE, STEEL
  - MAST ARM ASSEMBLY AND POLE, ALUMINUM
  - HANDHOLE
  - HEAVY DUTY HANDHOLE
  - DOUBLE HANDHOLE
  - G.S. CONDUIT IN TRENCH OR PUSHED
  - PEDESTRIAN PUSHBUTTON DETECTOR
  - CONCRETE JUNCTION BOX
  - CAST IRON JUNCTION BOX
  - COMMON TRENCH
  - SPECIAL TRENCH
  - UNIT DUCT
  - EMERGENCY VEHICLE SYSTEM DETECTOR
  - CONDUIT SPLICE
  - WOOD POLE
  - DETECTOR LOOP
  - RACEWAY FOR MAGNETIC DETECTOR, TYPE I OR TYPE II
  - RAILROAD CONTROL CABINET
  - SIDEWALK RAMPS
  - PUSH PITS
  - CONFIRMATION BEACON



**REPLACE ALL DETECTOR LOOPS AS SHOWN**  
 (WITHIN THE RESURFACING LIMITS)

CODE NO.	QUANTITY	UNIT	ITEM
<del>04700000</del>	662	Foot	Detector Loop Replacement

REVISIONS	
NAME	DATE

**NOTE:**  
 THIS PLAN IS FOR THE PURPOSE OF REPLACING THE DETECTOR LOOPS ONLY. ALL OTHER INFORMATION SHOWN IS NOT RELATED AND WILL BE DISREGARDED.

ILLINOIS DEPARTMENT OF TRANSPORTATION  
**DETECTOR LOOP REPLACEMENT**  
 ARLINGTON HGTS. RD @ THOMAS ST.  
 SCALE: 1" = 20'  
 DATE: JUNE 2000  
 DRAWN BY: JJE  
 DESIGNED BY: JJE  
 CHECKED BY: DAD