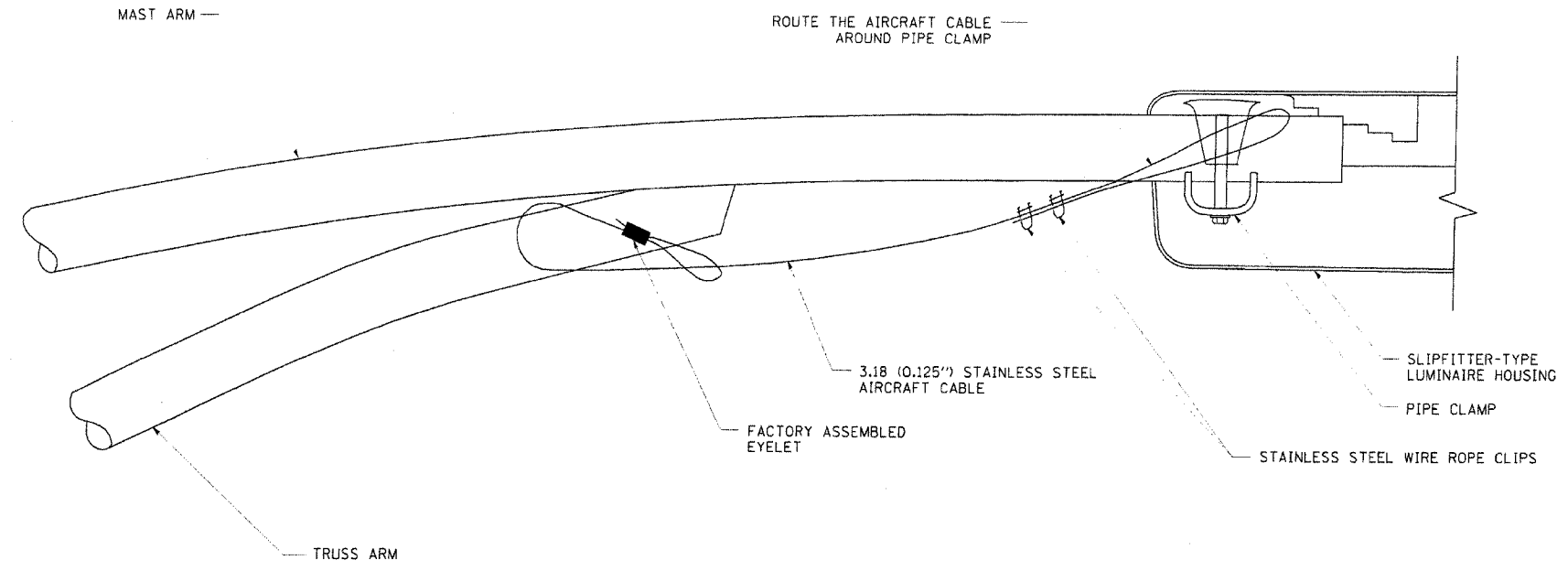
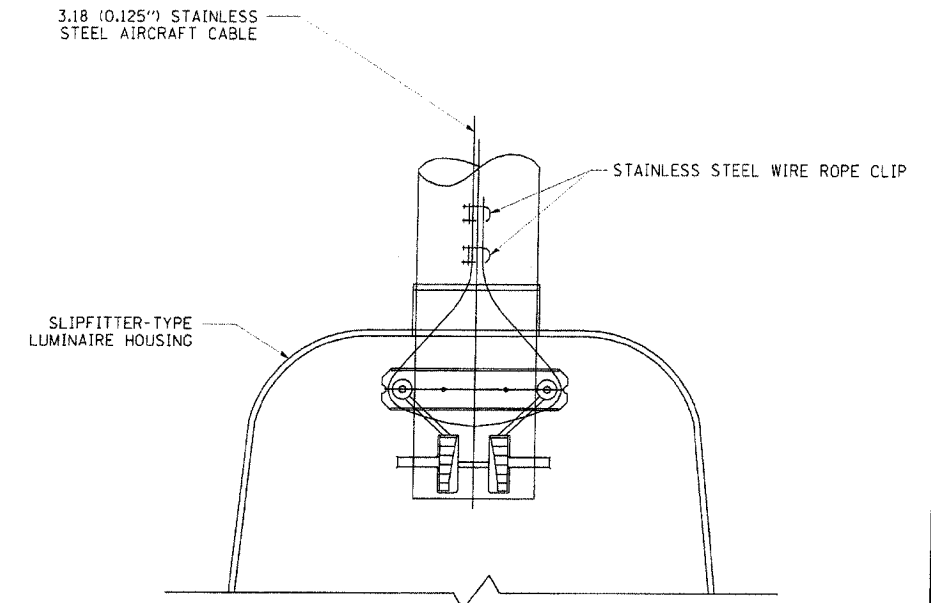


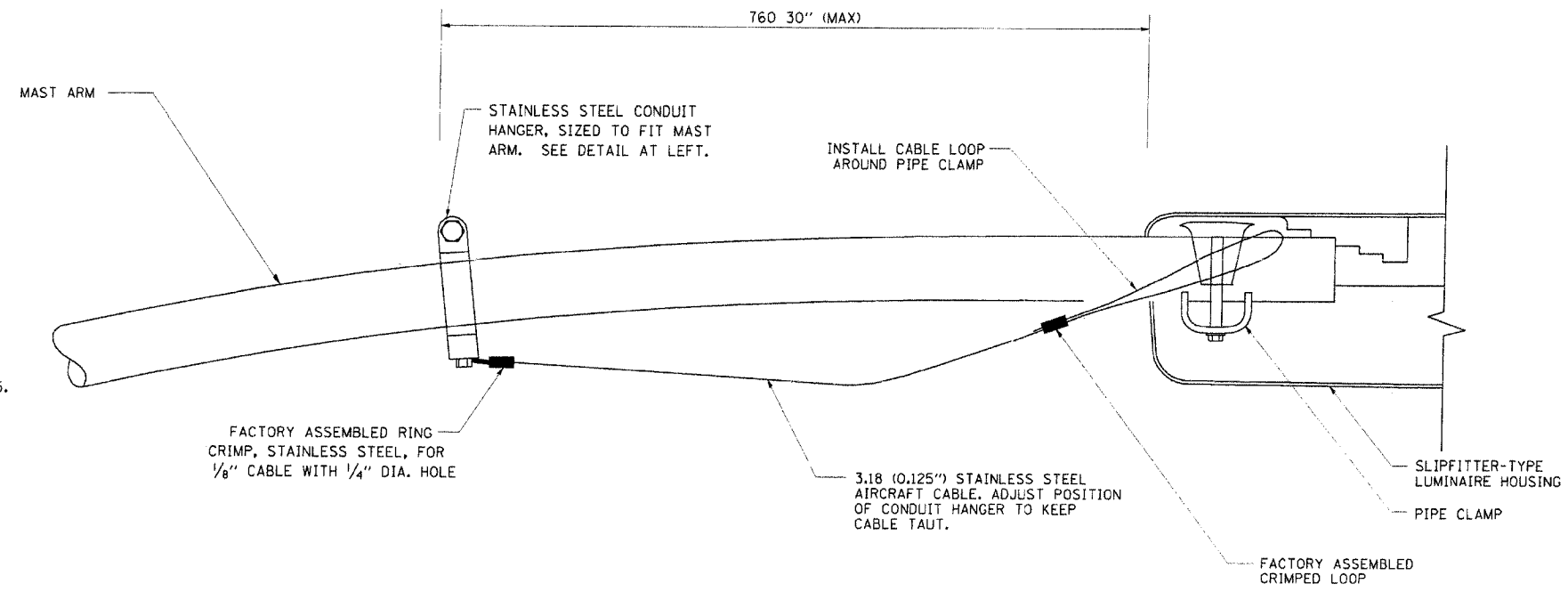
F.A.U. RTE.	SECTION	COUNTY	TOTAL SHEETS	SHEET NO.
3537	5Y-R-3	DUPAGE	392	284
FED. ROAD DIST. NO.		ILLINOIS PROJECT		



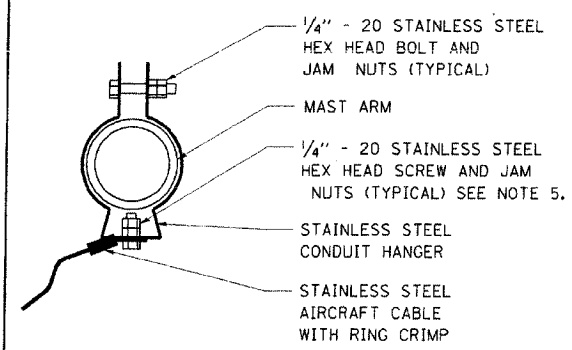
SIDE VIEW (TRUSS ARM)
N.T.S.



BOTTOM VIEW
N.T.S.



SIDE VIEW (SINGLE MEMBER OR DAVIT ARM)
N.T.S.



STAINLESS STEEL CONDUIT HANGER
INSTALLATION DETAIL (N. T. S.)

- NOTES:
1. ALL DIMENSIONS ARE IN MILLIMETERS (INCHES) UNLESS OTHERWISE SHOWN. FASTENERS ARE UNC.
 2. CONTRACTOR SHALL ADJUST THE WIRE CLIPS OR CONDUIT HANGERS TO ELIMINATE ANY SLACK FROM THE WIRE ROPE.
 3. THE 3.18 (0.125") STAINLESS STEEL AIRCRAFT CABLE SHALL REMAIN VISIBLE FROM THE GROUND LEVEL.
 4. THE BREAKING STRENGTH OF THE CABLE SHALL BE 1700 LBS. MINIMUM.
 5. FOR CONDUIT HANGERS WITH A HOLE LARGER THAN 8 MM (5/16"), INSTALL STAINLESS STEEL WASHERS ON EACH SIDE OF HANGER TO POSITIVELY RETAIN BOLT.



REVISIONS		ILLINOIS DEPARTMENT OF TRANSPORTATION VILLAGE OF ADDISON
NAME	DATE	
		DETAILS SHEET 7 COMBINATION POLE FIXTURE SAFETY CABLE U.S. ROUTE 20 (LAKE STREET)
SCALE NONE/AS NOTED		DRAWN BY JRH
DATE 03-01-05		CHECKED BY DEM