ROUTE NO.	SECTION	COUNTY	TOTAL SHEETS	SHEET NO.
F.A.U. Rt. 3537	5Y-R-4	DUPAGE	392	288
FED. ROAD DIST. NO. 1	ILLINOIS	FED. AID PROJECT-		

SHEET NO. 4
10 SHEETS

CONTRACT No. 62295

STATE OF ILLINOIS
DEPARTMENT OF TRANSPORTATION

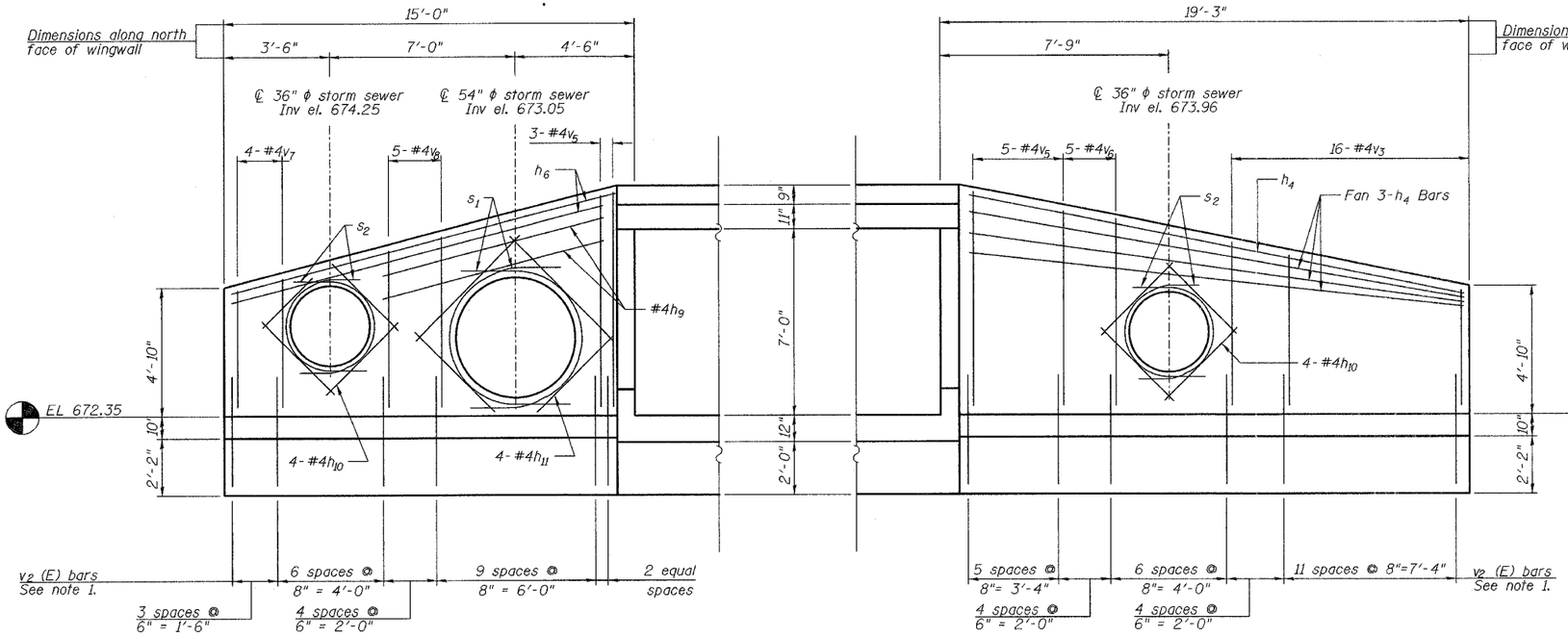

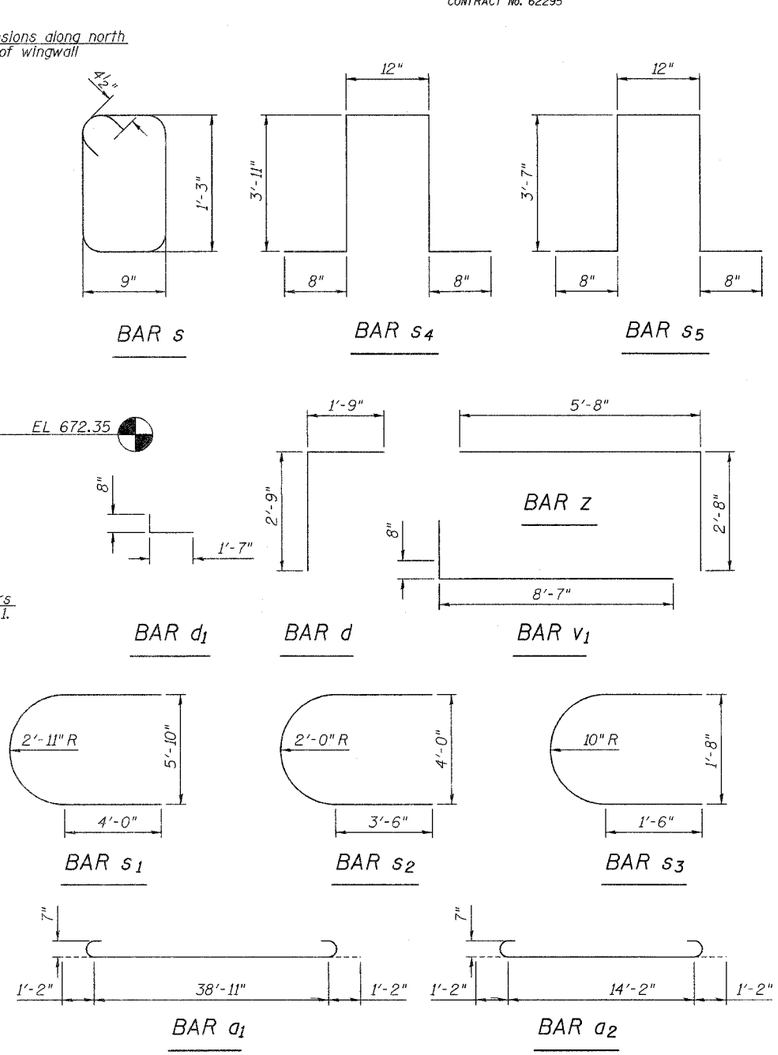

NW (SHORT) WINGWALL ELEVATION
Looking North

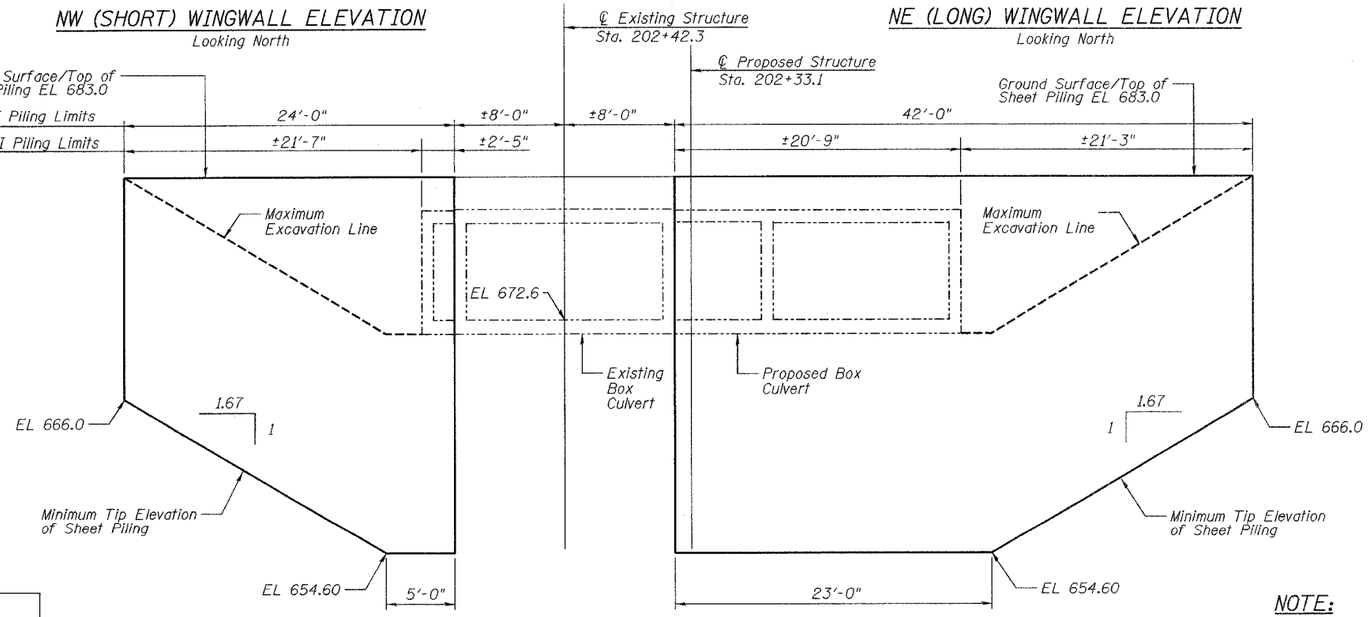

NE (LONG) WINGWALL ELEVATION
Looking North

NOTES:

1. Adjust v_2 (E) bar spacing as required to miss sewer pipes. Maximum spacing 8".
2. Cut v_2 (E) bars and horizontal bars as required at the sewer pipes.
3. See Sheet 3 for Bill of Material.

TEMPORARY SHEET PILING (LOOKING SOUTH)

Minimum Section Modulus of Sheet Piling = 22.6 in³/ft
(Dimensions are along ℄ of Roadway)

BILL OF MATERIAL

Item	Unit	Quantity
Temporary Sheet Piling	SQ FT	1657.8

NOTE:

If the contractor chooses to alter the temporary cantilevered sheet piling design requirements shown on the plans, a design submittal including plan details and calculations will be required for review and acceptance by the Engineer.

DESIGNED	-	K.S.M.
CHECKED	-	R.S.R.
DRAWN	-	J.A.V.
CHECKED	-	K.S.M.

11-11-2004

CH2MHILL

STAGE I - WING WALL ELEVATIONS
& TEMPORARY SHEET PILING
US ROUTE 20 (LAKE STREET)
OVER WESTWOOD CREEK
F.A.U. Rt. 3537 SEC 5Y-R-4
DuPAGE COUNTY
STATION 202+33.1
STRUCTURE NO. 022-0175

I:\ill_dot\171464_us20\cad\us 20 tsl\1464sd102-1b.sht