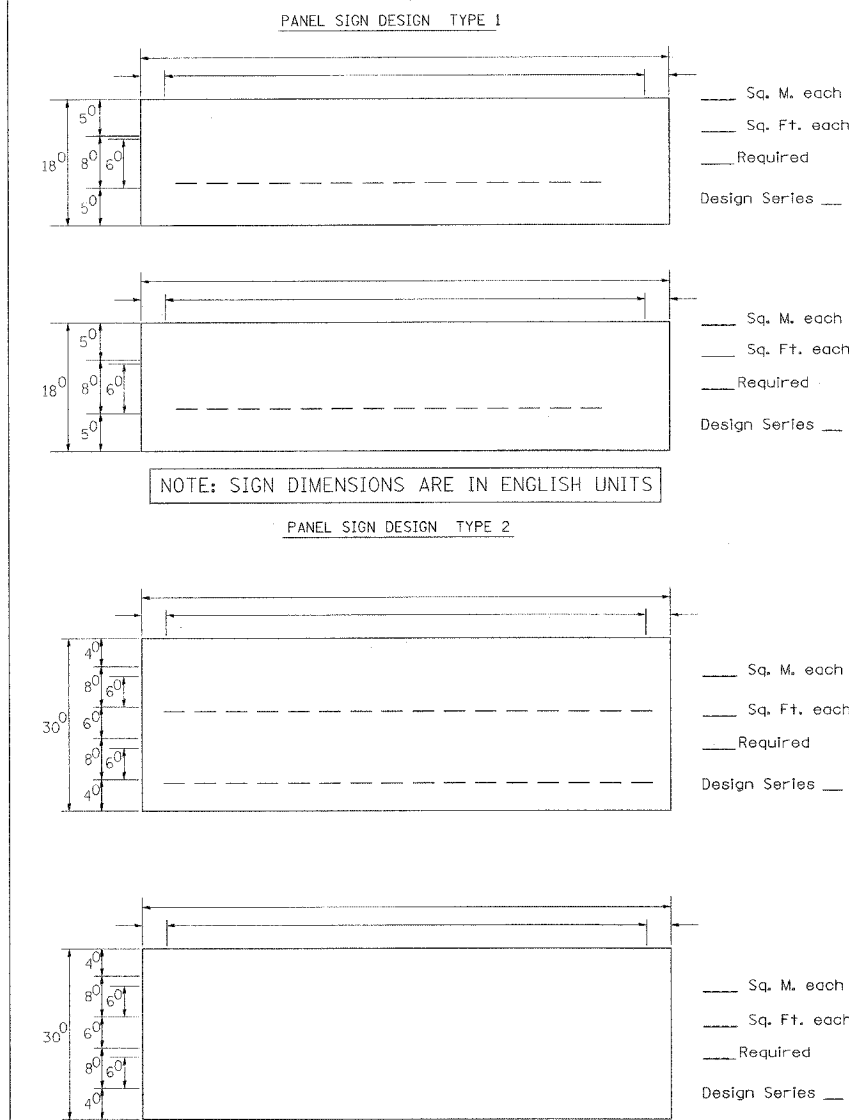
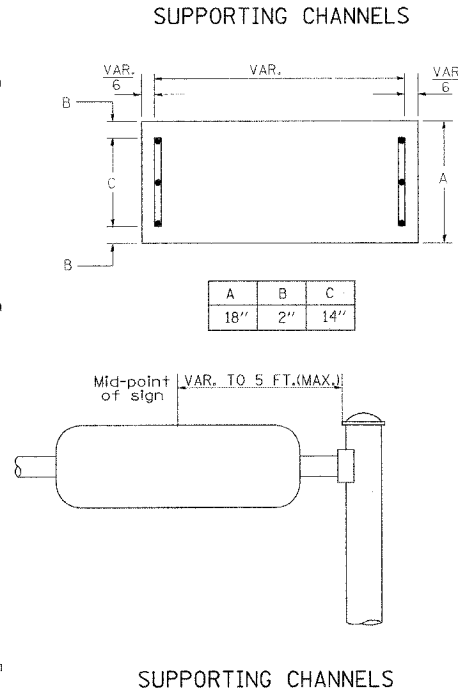


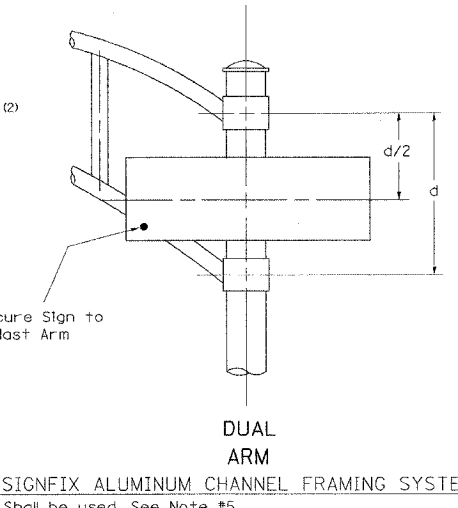
Table with columns: F.A. RFL., SECTION, COUNTY, TOTAL SHEETS, SHEET NO. Values include 318 and 319.



NOTE: SIGN DIMENSIONS ARE IN ENGLISH UNITS



- GENERAL NOTES
1. WHERE MAST ARM MOUNTED STREET NAME SIGNS ARE SPECIFIED...
2. ALL SIGNS SHALL HAVE A WHITE REFLECTORIZED LEGEND AND BORDER...
3. THE SIGN LENGTH SHOULD BE INCREASED IN 6-INCH INCREMENTS...
4. ALL BORDERS SHALL BE 3/4" WIDE AND CORNER RADIUS SHALL BE 2-1/4".
5. SIGNFIX ALUMINUM CHANNEL FRAMING SYSTEM SHALL BE USED...
PARTS LISTING: SIGN CHANNEL, SIGN SCREWS, BRACKETS.



Upper Case to Lower Case Spacing Chart 8-6 Inch Series 'C & D'. Table with columns for First Letter and Second Letter, and rows for various letter series.

Lower Case to Lower Case Spacing Chart 6 Inch Series 'C & D'. Table with columns for First Letter and Second Letter, and rows for various letter series.

Number to Number Spacing Chart 8 Inch Series 'C & D'. Table with columns for First Number and Second Number, and rows for various number series.

UPPER AND LOWER CASE LETTER WIDTHS. Large table with columns for Letter Series and rows for letters A-Z, providing width measurements for 6 inch, 8 inch, and 6 inch lower case letters.

Table with columns: NUMBER, 6 INCH SERIES (C, D), 8 INCH SERIES (C, D). Rows 1-9.

ILLINOIS DEPARTMENT OF TRANSPORTATION
DISTRICT 1
MAST ARM MOUNTED STREET NAME SIGNS

REVISIONS table with columns: NAME, DATE. Rows for CREATED, D.A.Z./D.A.G., CADD.

SCALE: NONE
DATE 12/19/2002
DRAWN BY TJR
CHECKED BY RFK
TS 2
REVISION DATE: 10/01/00