

F.A.U. RTE.	SECTION	COUNTY	TOTAL SHEETS	SHEET NO.
1332	2004-022TS	COOK	20	1
STA. TO STA.				
FED. ROAD DIST. NO.	ILLINOIS FED. AID PROJECT			
D-91-175-04				

STATE OF ILLINOIS  
DEPARTMENT OF TRANSPORTATION  
DIVISION OF HIGHWAYS

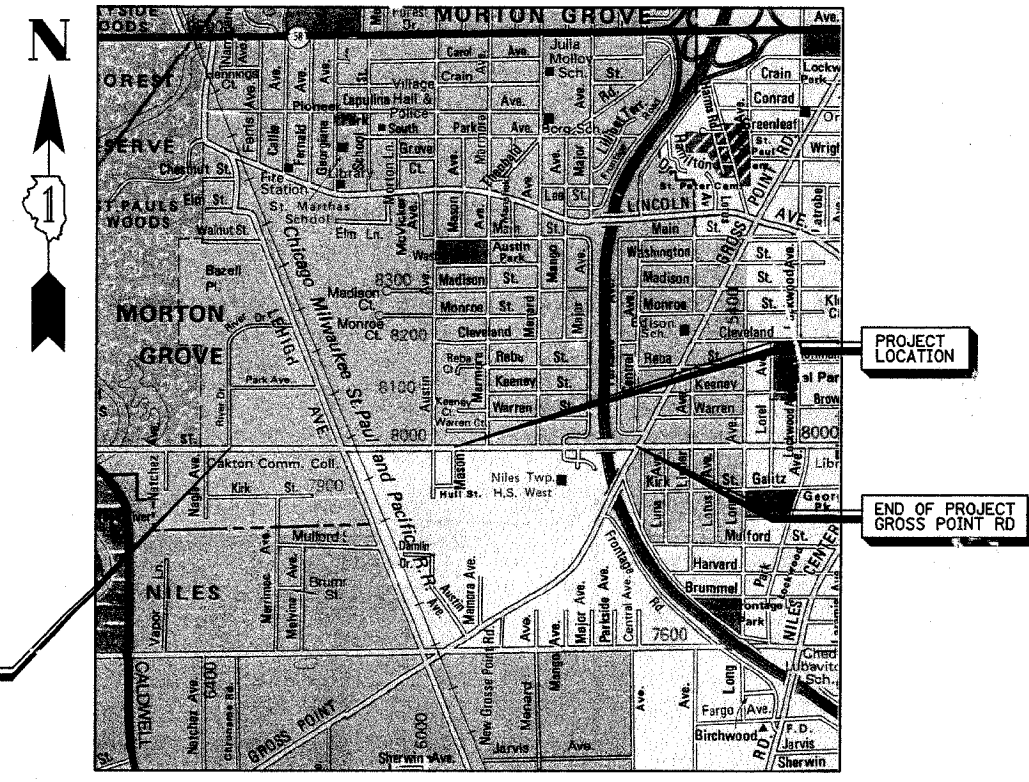
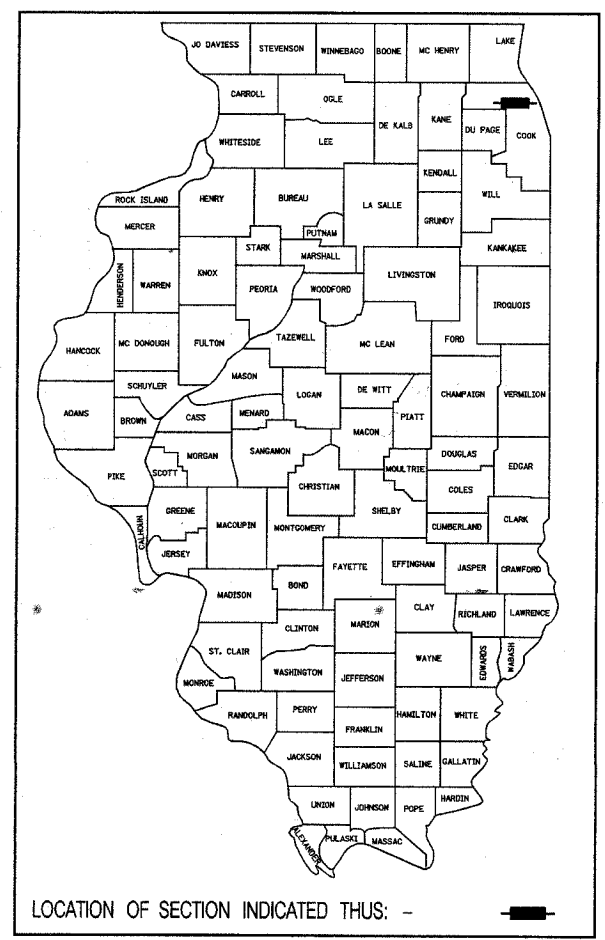
PLANS FOR PROPOSED  
FEDERAL AID HIGHWAY

SCALES { PLAN 1" = 20' AND 1" = 50'  
 PROFILE HORIZ. N.A.  
 PROFILE VERT. N.A.  
 CROSS SECTION N.A.

DISTRICT 1  
CONGESTION MITIGATION AIR QUALITY  
FIBER OPTIC COMMUNICATIONS NETWORK  
OAKTON STREET  
FROM RIVER DRIVE TO GROSS POINT ROAD  
F.A.U. ROUTE 1332 PROJECT: GMM-1332(014)  
SECTION 2004-022TS  
C-91-175-04

**INDEX OF SHEETS**

SHEET NO.	DESCRIPTION
1.	TITLE SHEET
2.	SUMMARY OF QUANTITIES OAKTON STREET FROM RIVER DRIVE TO GROSS POINT ROAD
3., 4., 5. & 6.	STANDARD TRAFFIC SIGNAL DESIGN DETAILS
7.	TRAFFIC SIGNAL MODIFICATION PLAN OAKTON STREET AT RIVER DRIVE
8.	CABLE PLAN, PHASE DESIGNATION DIAGRAM, EMERGENCY VEHICLE PREEMPTION SEQUENCE AND SCHEDULE OF QUANTITIES OAKTON STREET AT RIVER DRIVE
9.	TRAFFIC SIGNAL MODIFICATION PLAN OAKTON STREET AT LEHIGH AVENUE
10.	CABLE PLAN AND SCHEDULE OF QUANTITIES OAKTON STREET AT LEHIGH AVENUE
11.	SEQUENCE OF OPERATION, RAILROAD PREEMPTION SEQUENCE OF OPERATION AND EMERGENCY VEHICLE PREEMPTION SEQUENCE OAKTON STREET AT LEHIGH AVENUE
12.	TRAFFIC SIGNAL MODIFICATION AND REMOVAL PLAN OAKTON STREET AT AUSTIN AVENUE
13.	CABLE PLAN, PHASE DESIGNATION DIAGRAM AND SCHEDULE OF QUANTITIES OAKTON STREET AT AUSTIN AVENUE
14.	TRAFFIC SIGNAL MODIFICATION AND REMOVAL PLAN OAKTON STREET AT MENARD AVENUE
15.	CABLE PLAN, PHASE DESIGNATION DIAGRAM AND SCHEDULE OF QUANTITIES OAKTON STREET AT MENARD AVENUE
16.	TRAFFIC SIGNAL MODIFICATION AND REMOVAL PLAN OAKTON STREET AT GROSS POINT ROAD
17.	CABLE PLAN AND SCHEDULE OF QUANTITIES OAKTON STREET AT GROSS POINT ROAD
18. & 19.	INTERCONNECT PLAN OAKTON STREET FROM RIVER DRIVE TO GROSS POINT ROAD
20.	INTERCONNECT SCHEMATIC OAKTON STREET FROM RIVER DRIVE TO GROSS POINT ROAD



STANDARD DRAWINGS

701006	701011	701101	701301	702001
424001	720001	813001	814001	814006
857001	877001	877006	877011	878001
880001	880006	886001	805001	
701201	701316	701321	701406	701501
701502	701606	701601	701701	701801

NOTE: STANDARD DRAWINGS REQUIRED (CIRCLED).

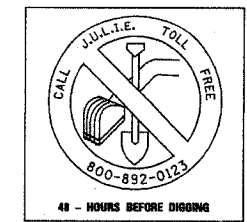
CONTRACT NO. 62741  
 PREPARED BY: Terry Rammacher 3/14/05  
 TRAFFIC ENGINEER DATE

STATE OF ILLINOIS  
DEPARTMENT OF TRANSPORTATION  
DIVISION OF HIGHWAYS

SUBMITTED: March 14, 2005  
 Diane M. O'Keefe  
 DEPUTY DIRECTOR OF HIGHWAYS, REGION ENGINEER

May 13, 2005  
 Mike Kline  
 ENGINEER OF DESIGN AND ENVIRONMENT

May 13, 2005  
 Victor Maloney  
 DIRECTOR OF HIGHWAYS, CHIEF ENGINEER



PRINTED BY THE AUTHORITY  
OF THE STATE OF ILLINOIS

BUREAU OF TRAFFIC: TERRY RAMMACHER / DARYLE DREW 847-705-4420