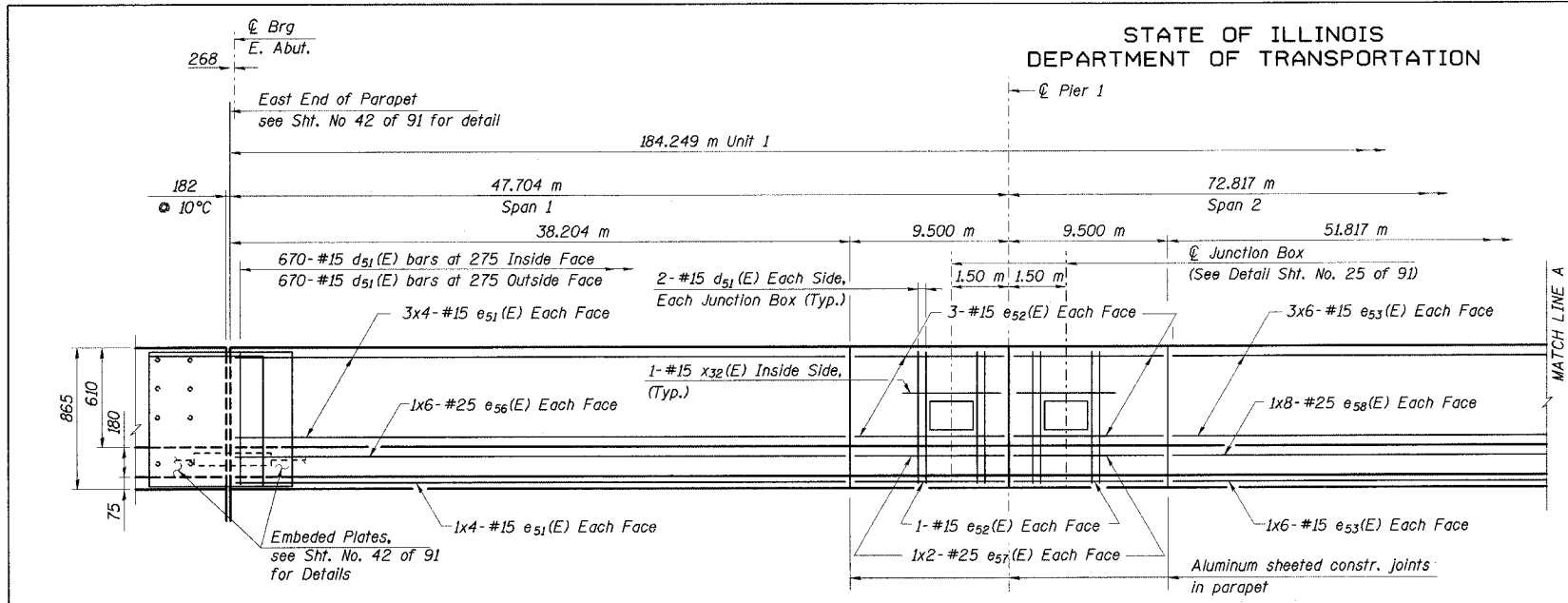
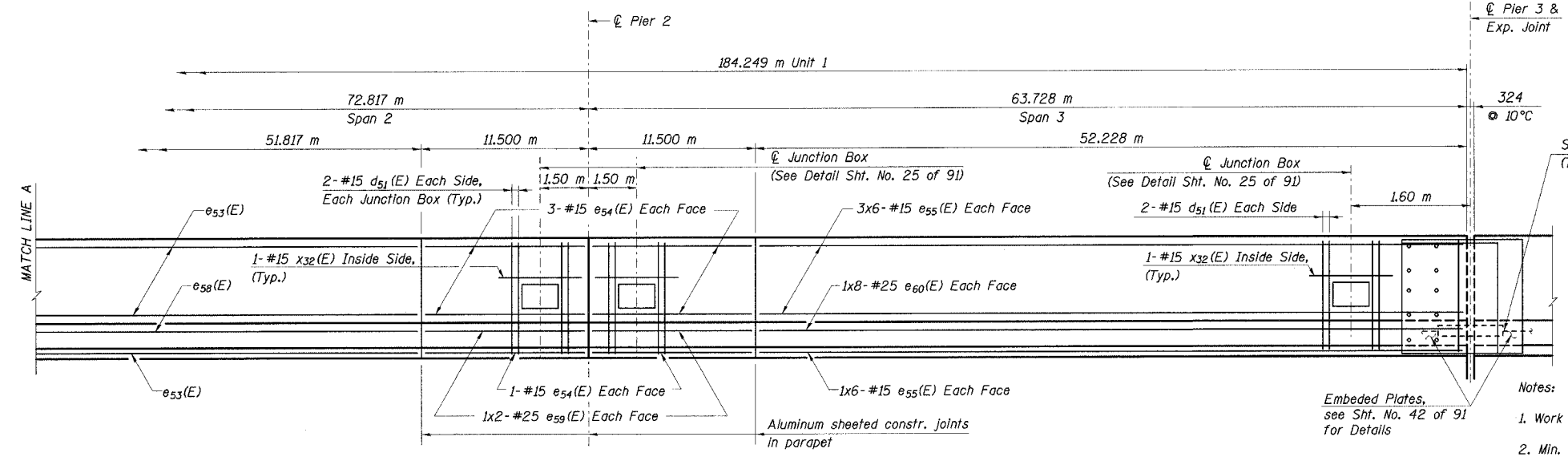


STATE OF ILLINOIS
DEPARTMENT OF TRANSPORTATION

ROUTE NO.	SECTION	COUNTY	TOTAL SHEETS	SHEET NO.	SHEET NO. 26 91 SHEETS
F. A. I. 80/94	0203.1B	COOK	200	88	
FED. ROAD DIST. NO. 1	ILLINOIS	FED. AID PROJECT-			
CONTRACT NO. 62854					



INSIDE ELEVATION OF SOUTH PARAPET

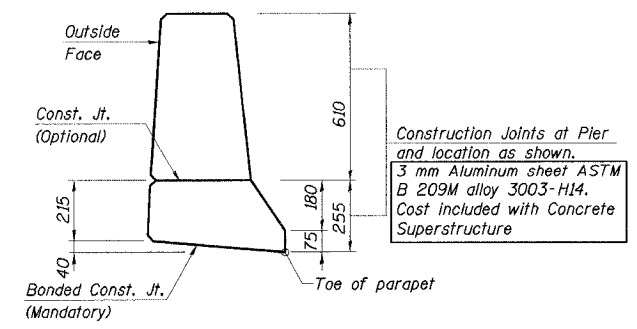


INSIDE ELEVATION OF SOUTH PARAPET

See Note "A" on Sheet 38 of 91 (Typ. at Exp. Joints)

Embed Plates, see Sht. No. 42 of 91 for Details

- Notes:
1. Work this sheet with Sheet Nos. 21-25 of 91 Sheets.
 2. Min. bar laps:
#15 bars - 510 mm.
#20 bars - 640 mm
#25 bars - 1060 mm
 3. For details of junction boxes and method of payment of junction boxes and conduit, see Electrical Drawings.
 4. All horizontal dimension shown taken at toe of parapet.
 5. Reinforcement bars designated (E) shall be epoxy coated.
 6. Bars indicated thus 4x6-#15 etc. indicates 4 lines of bars with 6 lengths per line.
 7. All dimension are in millimeters (mm) except as noted.



PARAPET TYPE 1 - JOINT DETAILS

J:\purchasing\EA\3452\CD\01\1\CTR_28_2884\cds\sl50164a_28014.dgn
 28-MAR-2005 12:34

DESIGNED	JWD
CHECKED	DD
DRAWN	JM/LK
CHECKED	DD

ILLINOIS DEPARTMENT OF TRANSPORTATION
I-94/IL 394 SOUTH BOUND
SOUTH PARAPET ELEVATION
SPANS 1-3
WB I-80/94 TO SB IL 394 - RAMP G
FAI 80/94 - FAP 332 SECTION 0203.1B
COOK COUNTY
STA. 120+796.063 STRUCTURE NO. 016-2804
DATE 3/23/05
SCALE ---

HNTB