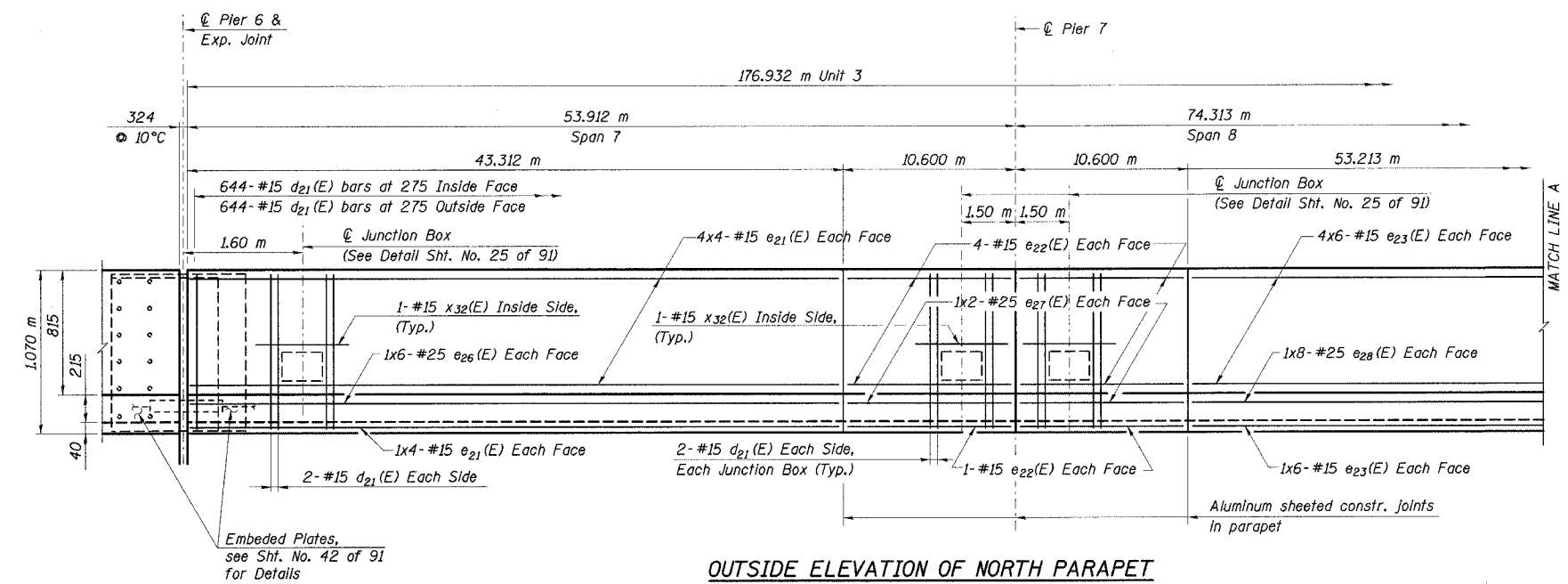


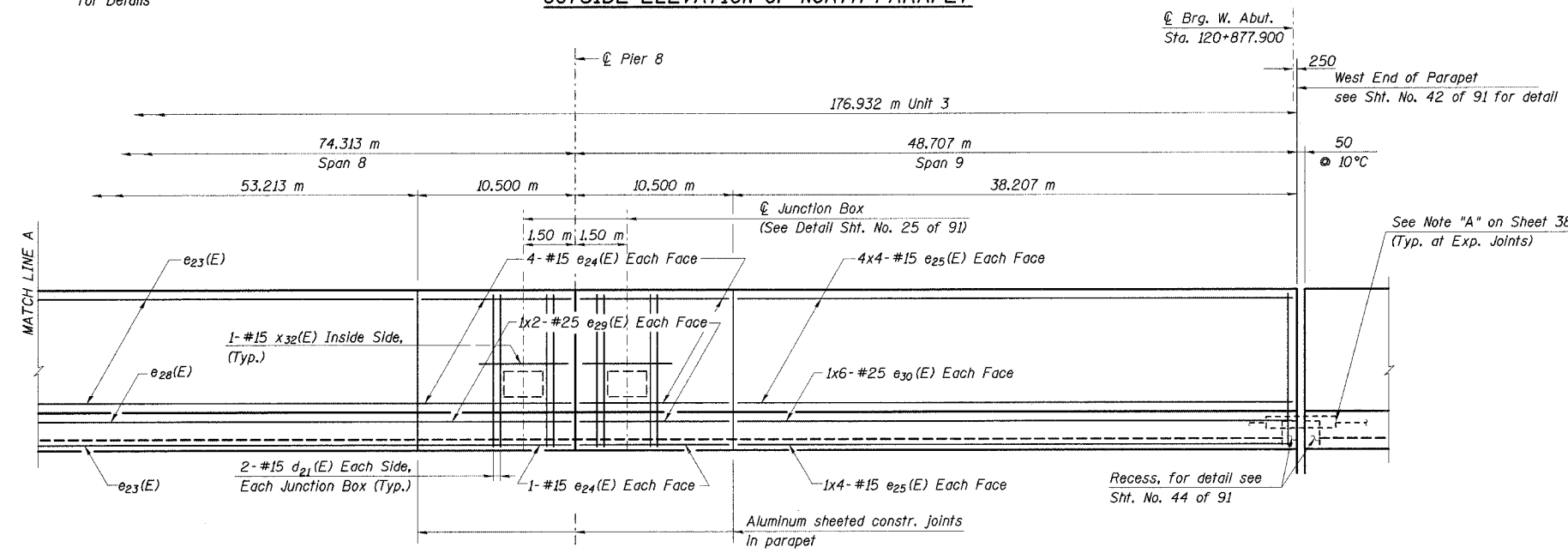
STATE OF ILLINOIS
DEPARTMENT OF TRANSPORTATION

ROUTE NO.	SECTION	COUNTY	TOTAL SHEETS	SHEET NO.	SHEET NO. 37 91 SHEETS
F. A. I. 80/94	0203.1B	COOK	200	99	
FED. ROAD DIST. NO. 1	ILLINOIS	FED. AID PROJECT-			

CONTRACT NO. 62854

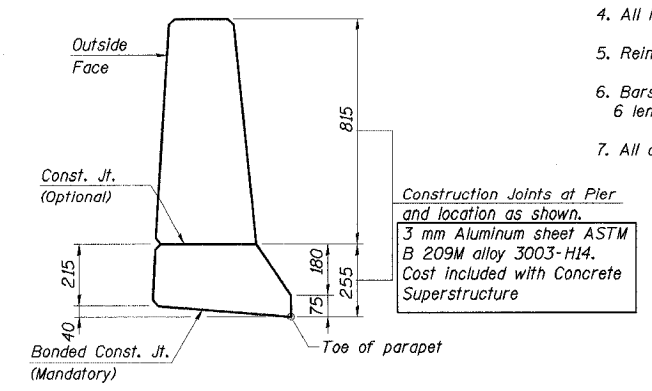


OUTSIDE ELEVATION OF NORTH PARAPET



OUTSIDE ELEVATION OF NORTH PARAPET

- Notes:
1. Work this sheet with Sheet Nos. 33-36 and 38 of 91 Sheets.
 2. Min. bar laps:
#15 bars - 510 mm.
#20 bars - 640 mm.
#25 bars - 1060 mm
 3. For details of junction boxes and method of payment of junction boxes and conduit, see Electrical Drawings.
 4. All horizontal dimension shown taken at toe of parapet.
 5. Reinforcement bars designated (E) shall be epoxy coated.
 6. Bars indicated thus 4x6-#15 etc. indicates 4 lines of bars with 6 lengths per line.
 7. All dimensions are in millimeters (mm) except as noted.



PARAPET TYPE 2 - JOINT DETAILS

DESIGNED	JWD
CHECKED	DD
DRAWN	JM/LK
CHECKED	DD

J:\Beauchamp
E:\34562\CADD\1\CTR_28_2804\cda\150154a_2804.dgn
28-MAR-2005 12:34

ILLINOIS DEPARTMENT OF TRANSPORTATION
I-94/IL 394 SOUTH BOUND
NORTH PARAPET ELEVATION
SPANS 7-9
WB I-80/94 TO SB IL 394 - RAMP G
FAI 80/94 - FAP 332 SECTION 0203.1B
COOK COUNTY
STA. 120+796.063 STRUCTURE NO. 016-2804
DATE 3/23/05
SCALE ---

