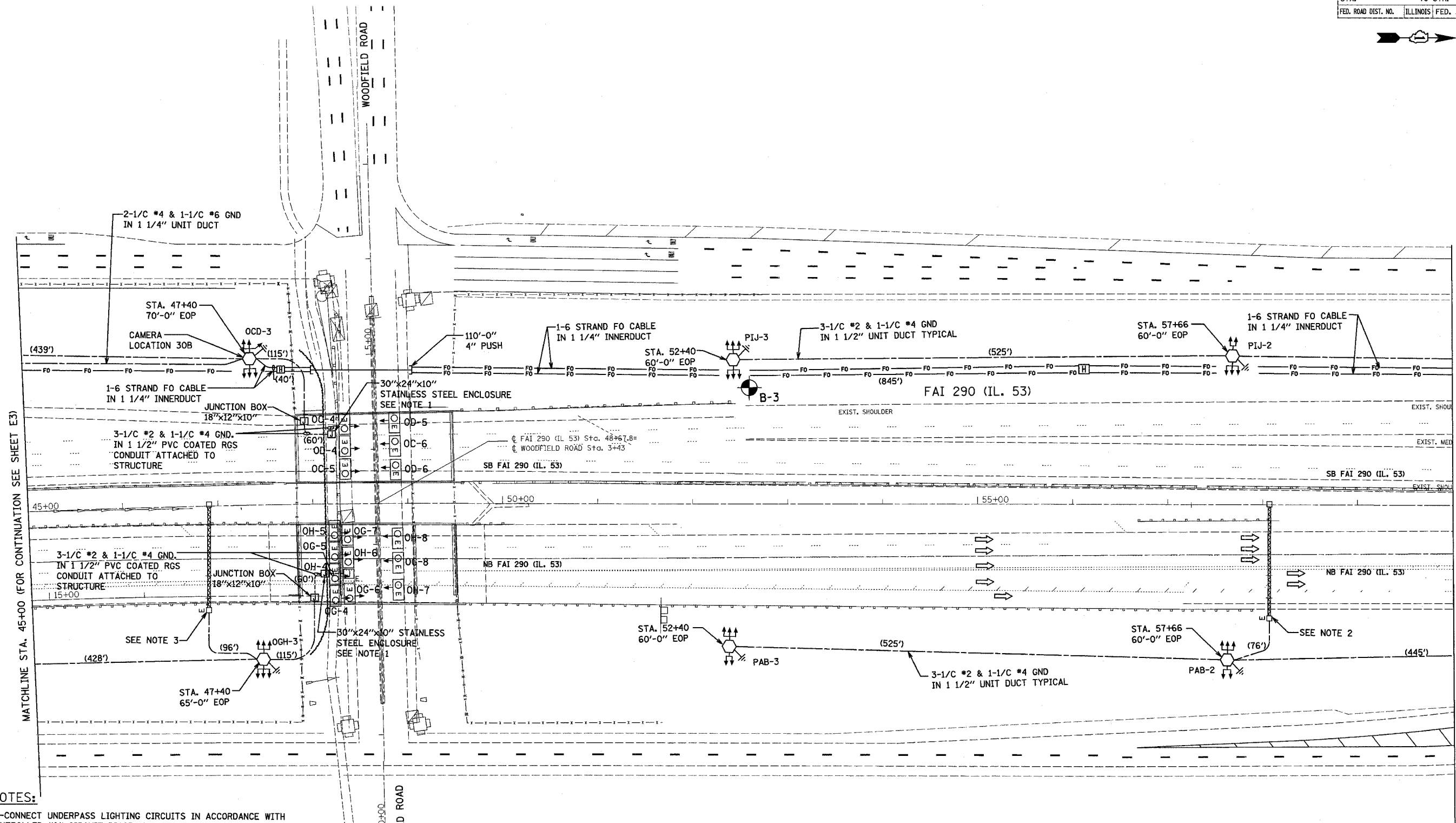
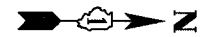


DATE TIME
DESIGNER
USER


CONTRACT NO. 62877

F.A.I. RTE.	SECTION	COUNTY	TOTAL SHEETS	SHEET NO.
290	0305-302K-L3	COOK		17
STA.		TO STA.		
FED. ROAD DIST. NO.		ILLINOIS FED. AID PROJECT		



NOTES:

- RE-CONNECT UNDERPASS LIGHTING CIRCUITS IN ACCORDANCE WITH CONTROLLER 'O' CIRCUIT DIAGRAM SHEET E11 AND RE-LABEL ALL ASSOCIATED LUMINAIRE NUMBERING DECALS. SEE DETAIL#4 SHEET E17 FOR TRANSFORMER MOUNTING DETAILS.
- REMOVE EXISTING STEP-DOWN TRANSFORMERS. EXTEND SIGN LUMINAIRE CIRCUITS TO LOAD SIDE OF EXISTING DISCONNECT SWITCH. CONNECT LINE SIDE OF EXISTING DISCONNECT SWITCH TO PROPOSED LIGHTING CIRCUIT IN ACCORDANCE WITH CIRCUIT DIAGRAM, SHEET E12.
- REMOVE EXISTING STEP-DOWN TRANSFORMERS. EXTEND SIGN LUMINAIRE CIRCUITS TO LOAD SIDE OF EXISTING DISCONNECT SWITCH. CONNECT LINE SIDE OF EXISTING DISCONNECT SWITCH TO PROPOSED LIGHTING CIRCUIT IN ACCORDANCE WITH CIRCUIT DIAGRAM, SHEET E11.



PLT DATE = 8/4/20/2005
FILE NAME = #FILE#
PLT SCALE = #SCALE#
REFERENCE = #REF#

HOH
HARRY O. HEFTER - ASSOCIATES, INC.
DESIGN AND CONSULTING ENGINEERS
35 East Jackson Blvd.
Chicago, Illinois 60604
312.348-8131

REVISIONS	
NAME	DATE

ILLINOIS DEPARTMENT OF TRANSPORTATION
LIGHTING PLAN
ILLINOIS ROUTE 53
I-53 AT WOODFIELD RD.

SCALE: VERT. 1"=50'
HORIZ. DATE 02-28-2005

DRAWN BY MEK
CHECKED BY RER

E4

MATCHLINE STA. 45+00 (FOR CONTINUATION SEE SHEET E3)

MATCHLINE STA. 60+00 (FOR CONTINUATION SEE SHEET E5)