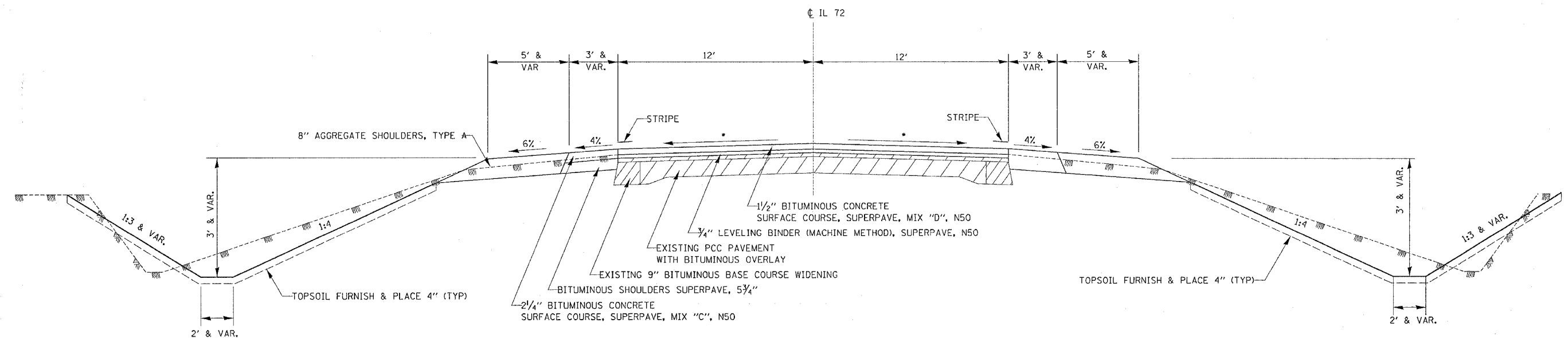


F.A.P. RTE.	SECTION	COUNTY	TOTAL SHEETS	SHEET NO.
549	116 RS-1	OGLE	593	17
STA.		TO STA.		
FED. ROAD DIST. NO.		ILLINOIS FED. AID PROJECT		

TYPICAL SECTIONS

STA. 402 + 57.38 TO STA. 459 + 55
STA. 461 + 05 TO STA. 471 + 01.80
STA. 476 + 70 TO STA. 498 + 70
STA. 500 + 88 TO STA. 512 + 51
STA. 516 + 71 TO STA. 519 + 15
STA. 521 + 75 TO STA. 536 + 25

STA. 539 + 25 TO STA. 585 + 35.81
STA. 586 + 39.18 TO STA. 686 + 58.60
STA. 701 + 43.56 TO STA. 702 + 24.79
STA. 715 + 24.09 TO STA. 750 + 60
STA. 756 + 75 TO STA. 758 + 73.36
STA. 780 + 58.20 TO STA. 785 + 32.84

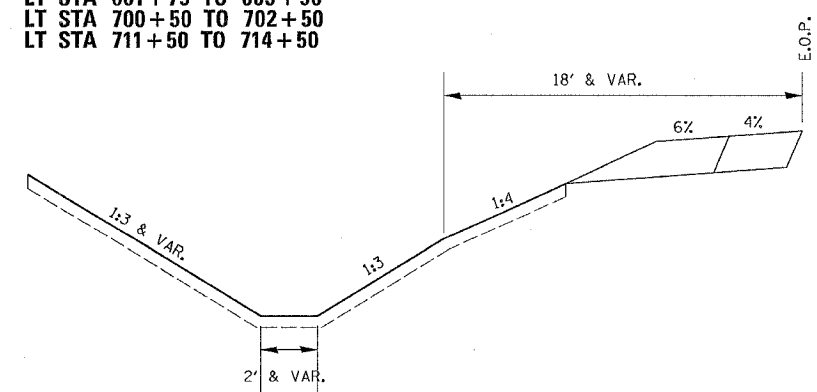


SEE TYPICAL FOR STA 630+50 TO 637+50 ON PAGE ABOUT ROCK EXCAVATION AREA

• MAINTAIN EXISTING CROSS SLOPE OR MINIMUM 1/8" PER FOOT

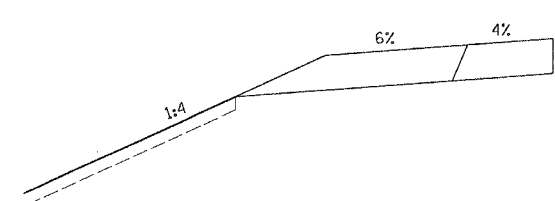
BARN ROOF DITCH CONFIGURATION

LT STA 414 + 50 TO 429 + 50
 LT STA 628 + 50 TO 632 + 50
 LT STA 661 + 75 TO 663 + 50
 LT STA 700 + 50 TO 702 + 50
 LT STA 711 + 50 TO 714 + 50



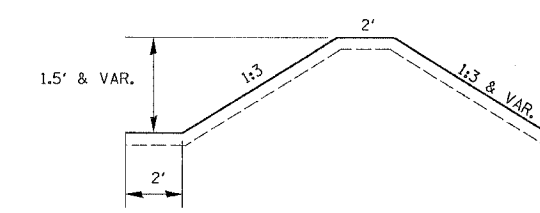
NO BACKSLOPE AREA

LT STA 435 + 50 TO 438 + 50	LT STA 611 + 38.73 TO 613 + 19
LT STA 469 + 50 TO 471 + 01.80	LT STA 632 + 50 TO 658 + 50
LT STA 477 + 50 TO 482 + 50	LT STA 716 + 50 TO 717 + 32.26
LT STA 516 + 71 TO 517 + 98	RT STA 553 + 07.8 TO 556 + 50
LT STA 518 + 50 TO 519 + 86.86	RT STA 564 + 50 TO 568 + 50
LT STA 528 + 38 TO 529 + 50	RT STA 585 + 30 TO 585 + 35
LT STA 586 + 50 TO 589 + 38.68	RT STA 586 + 40.90 TO 590 + 50
LT STA 603 + 77 TO 605 + 50	



BERM

RT STA 477 + 50 TO 478 + 50
 LT STA 527 + 28 TO 528 + 38
 LT STA 529 + 50 TO 530 + 50
 RT STA 530 + 50 TO 531 + 50
 RT STA 609 + 50 TO 611 + 38.73



NOTE:
 WEIGHT OF BITUMINOUS = 112 LB/ SQ. YD./ IN.

DATE TIME
 DRAWN BY
 CHECKED BY
 DESIGNED BY
 APPROVED BY