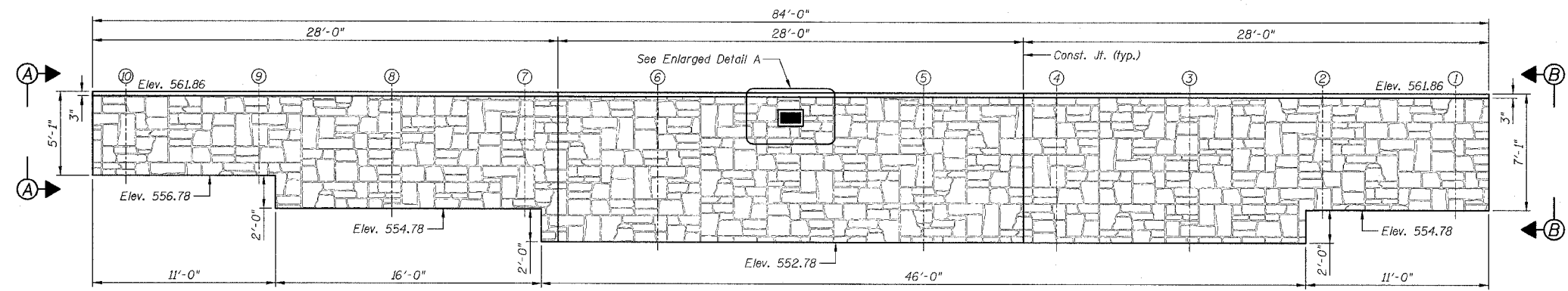
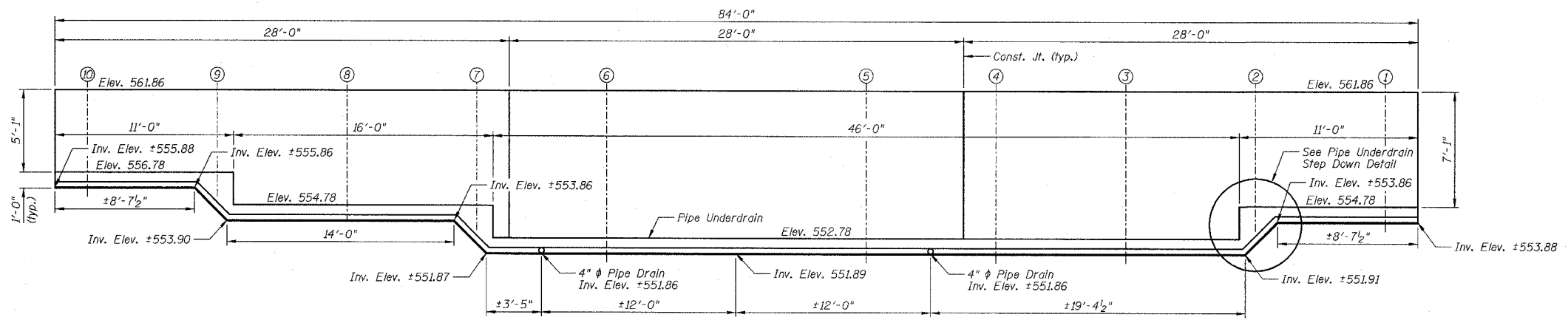


F.A.P. RTE.	SECTION	COUNTY	TOTAL SHEETS	SHEET NO.
627	(1-1)I-1	LA SALLE	60	38
STA.	TO STA.			
FED. ROAD DIST. NO.	ILLINOIS FED. AID PROJECT			
CONTRACT NO. 66550			SHEET NO. D4	

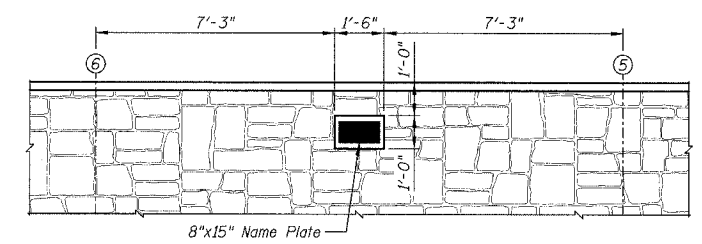
OF 6 SHEETS



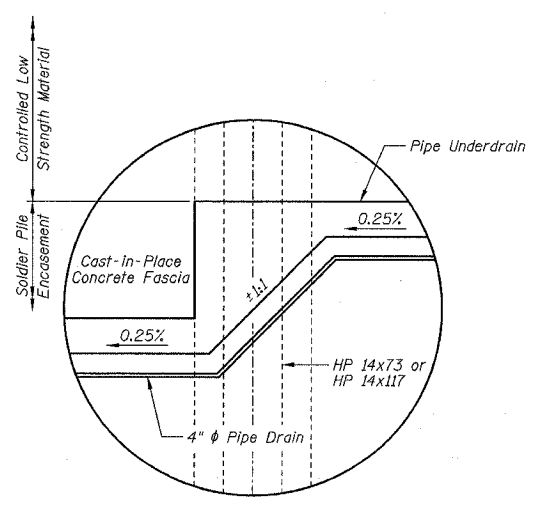
RUSTICATION FINISH ELEVATION - LOOKING SOUTH



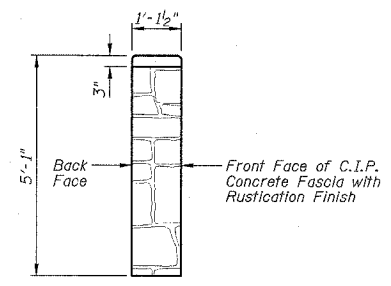
PIPE UNDERDRAIN ELEVATION - LOOKING SOUTH



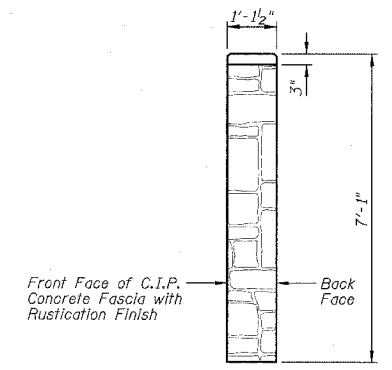
ENLARGED DETAIL A



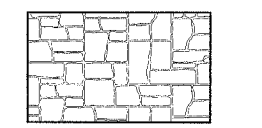
PIPE UNDERDRAIN STEP DOWN DETAIL



ENLARGED ELEVATION A-A



ENLARGED ELEVATION B-B



EXAMPLE OF RUSTICATION PATTERN
Notes: Maximum Relief = 1/2"
Stone Size = 8"-25"

BILL OF MATERIALS

Item	Unit	Total
Rustication Finish	Sq. Ft.	643
Pipe Underdrains for Structures 4"	Foot	87

NOTES:

- 1.) Work this sheet with Sheets D1 thru D3.
- 2.) Limits of Rustication Finish extend from bottom of wall to 3" from the top of wall.

RUSTICATION FINISH DETAILS AND PIPE UNDERDRAIN DETAILS
 IL ROUTE 71
 SOLDIER PILE RETAINING WALL
 F.A.P. ROUTE 627 - SEC. (1-1)I-1
 LA SALLE COUNTY
 STATION 401+80.00 TO STATION 402+64.00
 STRUCTURE NO. 050-W003

DESIGNED BY: J.M.L.
 DRAWN BY: D.J.M.
 CHECKED BY: M.S.W.

Farnsworth GROUP
 2706 McGraw Drive
 Bloomington, Illinois 61706
 309/888-6636, 309/888-1671 fax

FILE NO. 24-6772
 DATE 03-24-05
 SHEET NO. 38 of 60