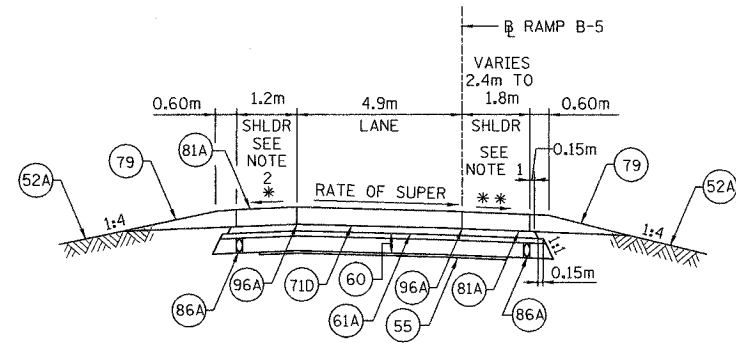
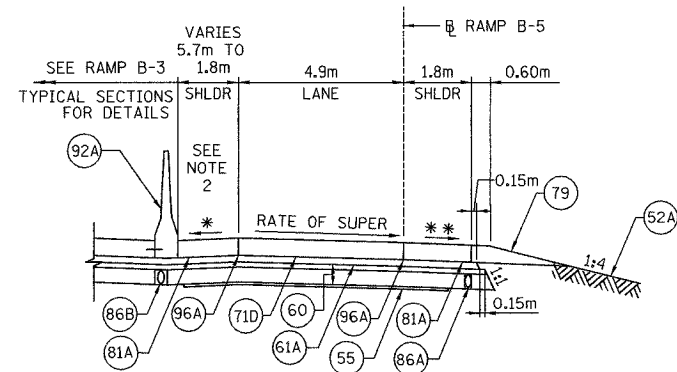


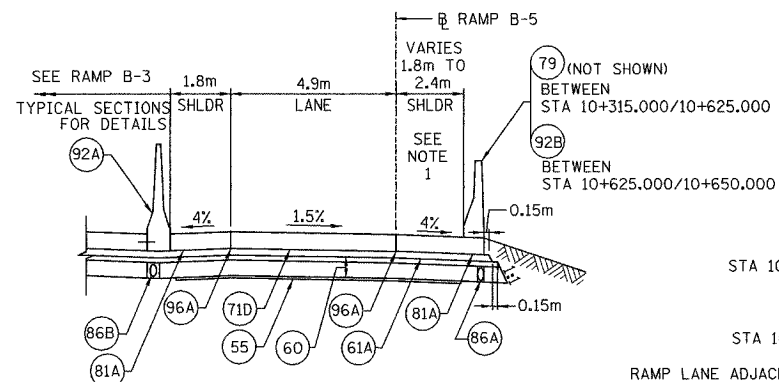
F.A. RTE.	SECTION	COUNTY	TOTAL SHEETS	SHEET NO.
74	(72-7R-3)	PEORIA	1360	41
STA.		TO STA.		
FED. ROAD DIST. NO.		ILLINOIS FED. AID PROJECT		



TYPICAL SECTION 1; RAMP B-5
SUPERELEVATION SECTION
STA. 10+000.000 TO STA. 10+241.798

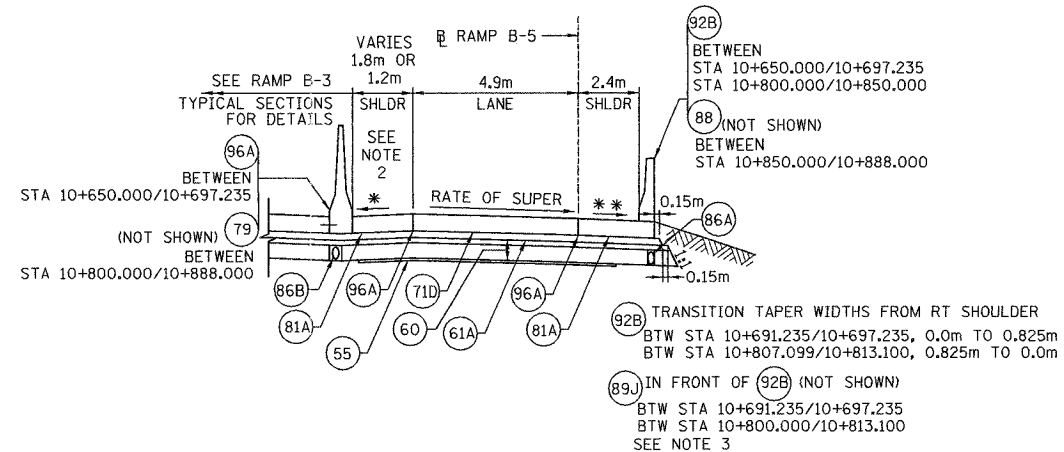


TYPICAL SECTION 2; RAMP B-5
SUPERELEVATED SECTION
STA. 10+241.798 TO STA. 10+315.000

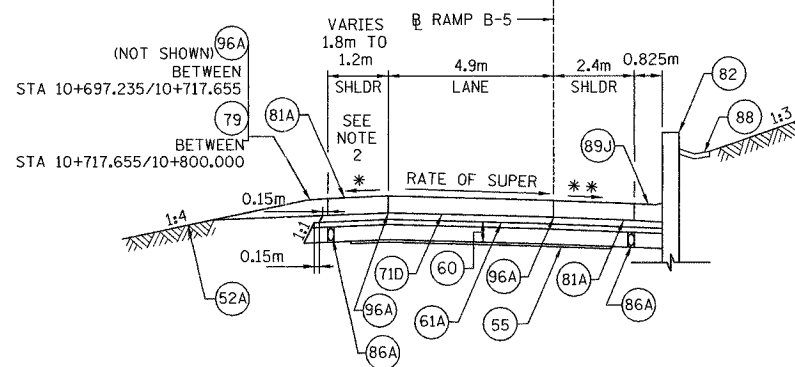


TYPICAL SECTION 3; RAMP B-5
STA. 10+315.000 TO STA. 10+650.000
STA. 10+419.562 TO STA. 10+505.385 (BRIDGE OMISSION)

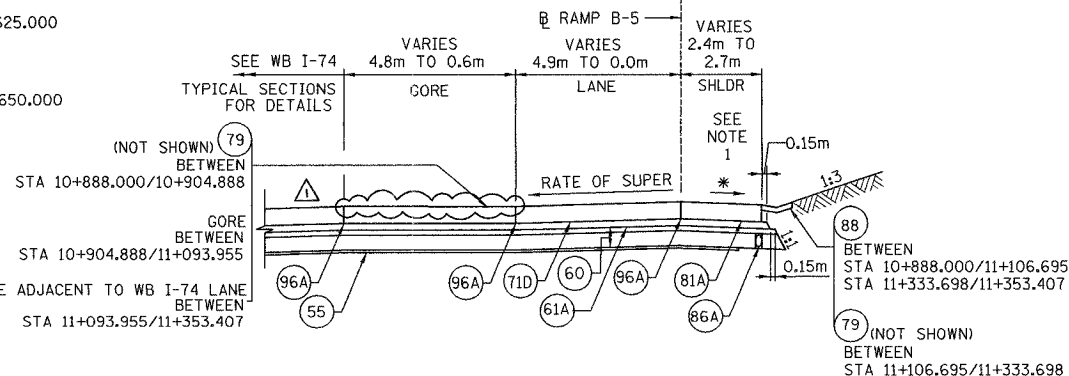
* 4% OR 8% MINUS THE RATE OF SUPER, WHICHEVER IS MINIMUM
* * 4% MIN. OR RATE OF SUPER, WHICHEVER IS GREATER.



TYPICAL SECTION 4; RAMP B-5
SUPERELEVATED SECTION
STA. 10+650.000 TO STA. 10+697.235
STA. 10+800.000 TO STA. 10+888.000



TYPICAL SECTION 5; RAMP B-5
SUPERELEVATED SECTION
STA. 10+697.235 TO STA. 10+800.000



TYPICAL SECTION 6; RAMP B-5
SUPERELEVATED SECTION
STA. 10+888.000 TO STA. 11+353.407

LEGEND:

- (52A) PR TOPSOIL, FURNISH AND PLACE, 100mm
- (54) PR POROUS GRANULAR EMBANKMENT
- (55) PR GEOTECHNICAL FABRIC FOR GROUND STABILIZATION
- (60) PR AGGREGATE SUB-BASE, 300 mm
- (61A) PR BITUMINOUS CONCRETE BINDER COURSE SUPERPAVE IL-19.0L (LOW ESAL), 100 mm
- (71D) PR PORTLAND CEMENT CONCRETE PAVEMENT, 250 mm (JOINTED)
- (79) PR AGGREGATE SHOULDERS, TYPE B
- (81A) PR PORTLAND CEMENT CONCRETE SHOULDERS 250 mm
- (82) PR RETAINING WALL
- (83) PR NOISE BARRIER
- (86A) PR PIPE UNDERDRAINS 100 mm
- (86B) PR PIPE UNDERDRAINS 150 mm
- (88) PR CONCRETE GUTTER, TYPE A (MODIFIED)
- (89J) PR COMBINATION CONCRETE CURB & GUTTER, TYPE M (SPECIAL)
- (92A) PR CONCRETE BARRIER, DOUBLE FACE
- (92B) PR CONCRETE BARRIER, SINGLE FACE
- (96A) PR LONGITUDINAL CONSTRUCTION JOINT

NOTES:

1. RT SHOULDER WIDTHS
BTW STA 10+000.000/10+023.170, CONSTANT 2.4
BTW STA 10+023.170/10+035.575, VARIES 2.4m TO 1.8m
BTW STA 10+035.575/10+607.041, CONSTANT 1.8m
BTW STA 10+607.041/10+625.000, VARIES 1.8m TO 2.4m
BTW STA 10+625.000/11+329.978, CONSTANT 2.4m
BTW STA 11+329.978/11+353.407, VARIES 2.4m TO 2.7m
2. LT SHOULDER WIDTHS
BTW STA 10+062.141/10+072.911, GORE B-5 & WAR MEMORIAL
BTW STA 10+072.911/10+241.798, CONSTANT 1.2m
BTW STA 10+241.798/10+285.128, VARIES 5.7m TO 1.8m
BTW STA 10+285.128/10+717.655, CONSTANT 1.8m
BTW STA 10+717.655/10+723.949, VARIES 1.8m TO 1.2m
BTW STA 10+723.949/10+904.888, CONSTANT 1.2m
BTW STA 10+904.888/11+093.955, GORE B-5 & WB I-74
3. WIDTHS, COMB CONCRETE CURB & GUTTER, TYPE M (SPECIAL)
BTW STA 10+691.235/10+697.235, VARIES 0.3m TO 0.825m
BTW STA 10+697.235/10+807.099, CONSTANT 0.825m
BTW STA 10+807.099/10+813.100, VARIES 0.825m TO 0.3m

REVISIONS		ILLINOIS DEPARTMENT OF TRANSPORTATION
NAME	DATE	
ADDENDUM #1	MAY 27, 2005	TYPICAL SECTIONS FAI ROUTE 74 (I-74) (WB) PROPOSED RAMP B-5
REVISED SHEET		
		DRAWN BY CADD
		CHECKED BY KJW
		DATE 11/12/04

PARSONS
TRANSPORTATION GROUP
Engineers and Planners