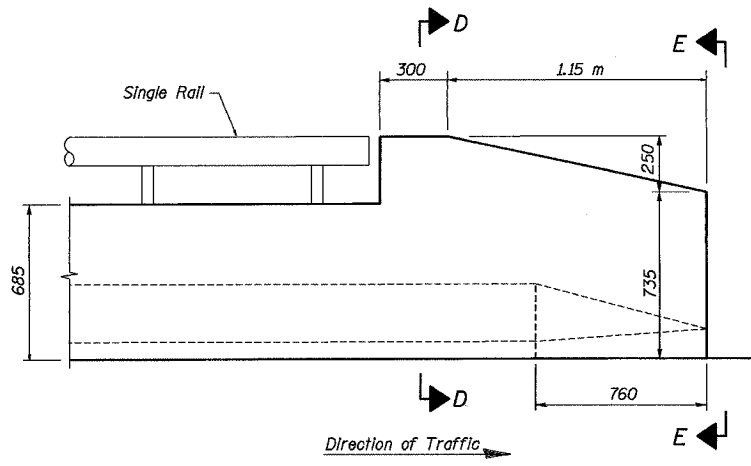
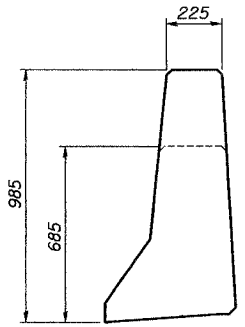


Date: 04/20/2005 Time: 03:17:28 PM

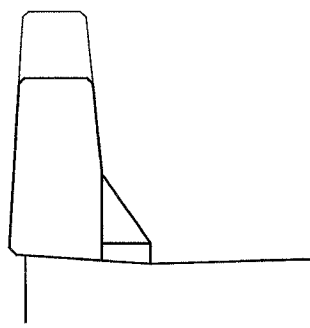
File: P:\643396\structural\072-0190\sheet\Tracings\AB0008-1A0720190.dgn



PARAPET END SECTION



SECTION D-D



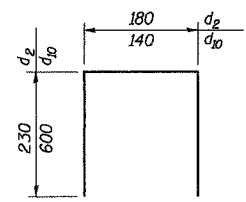
VIEW E-E

BILL OF MATERIAL

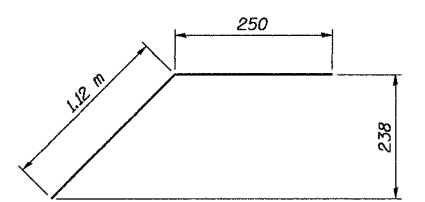
Bar	No.	Size	Length (m)	Shape
d ₂ (E)	22	#15	0.64	□
d ₁₀ (E)	6	#15	1.34	□
e ₁₀ (E)	2	#15	1.37	∕
h ₃₀ (E)	81	#15	9.15	—
h ₃₁ (E)	48	#15	8.75	—
h ₃₂ (E)	12	#20	8.83	—
h ₃₃ (E)	3	#15	9.42	—
h ₃₄ (E)	3	#15	11.14	—
h ₃₅ (E)	89	#15	8.37	—
h ₃₆ (E)	4	#25	8.37	—
h ₃₇ (E)	43	#15	1.05	—
h ₃₈ (E)	4	#25	1.05	—
h ₃₉ (E)	25	#15	2.15	—
h ₄₀ (E)	28	#15	2.5	—
h ₄₁ (E)	7	#15	1.90	—
h ₄₂ (E)	7	#15	2.40	—
h ₄₃ (E)	16	#15	1.25	—
h ₄₄ (E)	16	#15	1.25	—
h ₄₅ (E)	3	#15	8.73	—
n ₅ (E)	189	#30	3.24	—
n ₆ (E)	89	#15	1.86	—
s ₅ (E)	68	#15	2.11	□
t ₅ (E)	148	#25	3.90	—
t ₆ (E)	148	#20	3.90	—
t ₇ (E)	6	#20	6.00	—
v ₆ (E)	13	#15	2.6	—
v ₂₀ (E)	106	#30	4.61	—
v ₂₁ (E)	26	#15	4.61	—
v ₂₂ (E)	88	#15	3.65	—
v ₂₃ (E)	84	#15	2.43	—
v ₂₄ (E)	84	#15	2.51	—
v ₂₅ (E)	84	#15	1.05	—
v ₂₆ (E)	84	#15	0.6	—
v ₂₇ (E)	34	#15	6.07	—
v ₂₈ (E)	45	#30	6.0	—
v ₂₉ (E)	29	#15	6.95	—
v ₃₀ (E)	38	#30	6.95	—
v ₃₁ (E)	37	#15	1.87	—
v ₃₂ (E)	34	#15	1.94	—
v ₃₃ (E)	31	#15	1.52	—
v ₃₄ (E)	29	#15	1.52	—
w ₅ (E)	84	#15	9.40	—
w ₆ (E)	28	#15	11.09	—
w ₇ (E)	26	#15	7.30	—
w ₈ (E)	2	#15	9.20	—
Structure Excavation		m ³	577	
Concrete Structures		m ³	409.9	
Reinforcement bars, Epoxy Coated		kg	21810	
Furnishing Steel Piles HP310x79		m	828	
Driving Steel Piles		m	828	
Test Pile Steel HP310x79		Each	1	

ROUTE NO.	SECT.	COUNTY	SHEET NO.	TOTAL SHEETS
F.A.I. 74	(72-7) R-3	PEORIA	528	1360
FED. ROAD DIST. NO. 7		ILLINOIS	FED. AID PROJECT	

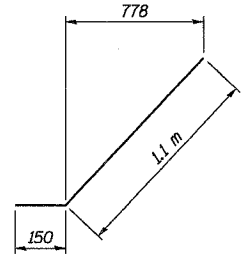
CONTRACT NO. 68200



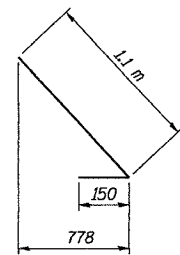
BAR d₂(E) & d₁₀(E)



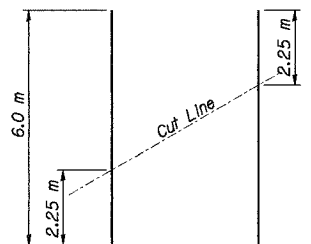
BAR e₁₀(E)



BAR h₄₃(E)

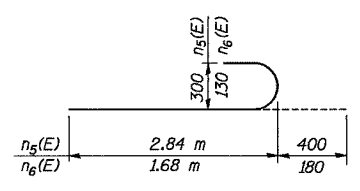


BAR h₄₄(E)

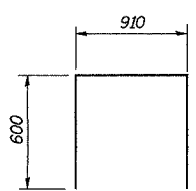


FIELD CUTTING DIAGRAM

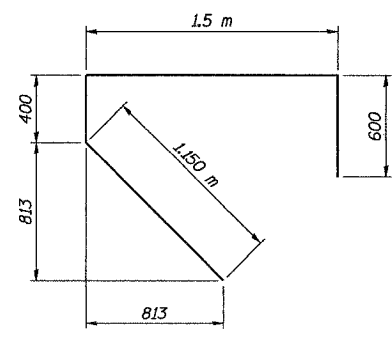
Order t₇(E) bars full length. Cut to fit and use remainder of bars in opposite face.




BARS n₅(E) & n₆(E)



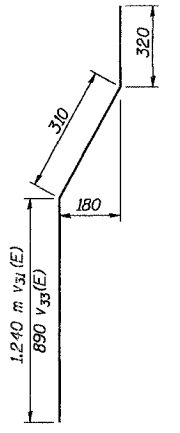
BAR s₅(E)



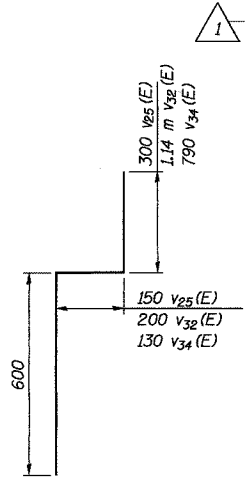
BAR v₂₂(E)



BAR v₂₄(E)



BAR v₃₁(E) & v₃₃(E)



BARS v₂₅(E), v₃₂(E) & v₃₄(E)

Note:
All dimensions are in millimeters (mm) except as noted.
Reinforcement bars designated (E) shall be epoxy coated.

REVISION	DATE	DESCRIPTION
1	3/28/05	Bill of Material appended

STATE OF ILLINOIS
DEPARTMENT OF TRANSPORTATION

SOUTH ABUTMENT DETAILS IV

RAMPS B-3 AND B-5 OVER WAR MEMORIAL DR. AND RAMP B-6
F.A.I. ROUTE 74 SECTION (72-7) R-3
PEORIA COUNTY STA. 10+618.61 (RAMP B-3)
STA. 10+472.60 (RAMP B-5)
STRUCTURE NUMBER 072-0190

PARSONS TRANSPORTATION GROUP
CHICAGO, ILLINOIS

DRAWING NO.	SCALE	DATE	SHEET NO.
29	N.T.S.	2-21-03	29

Designed by: DL
Checked by: AK
Drafted by: JV
Checked by: AK

Revised MAY 27 2005