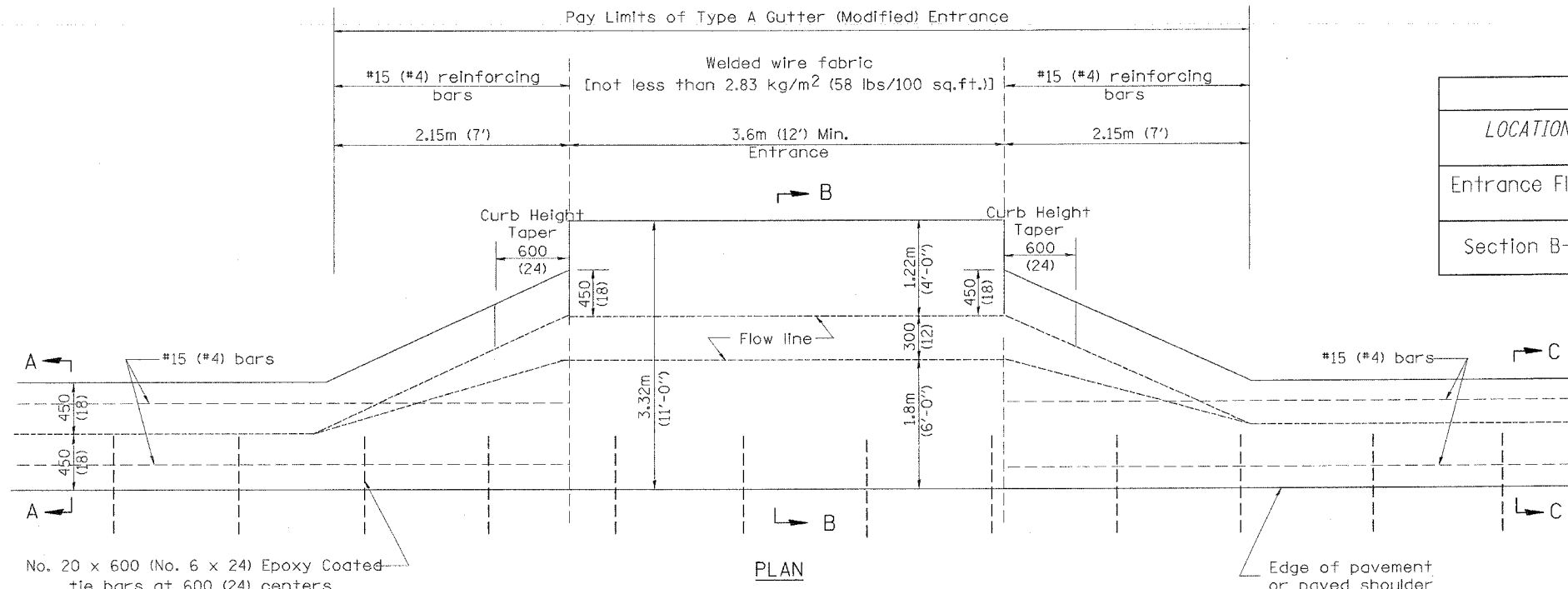
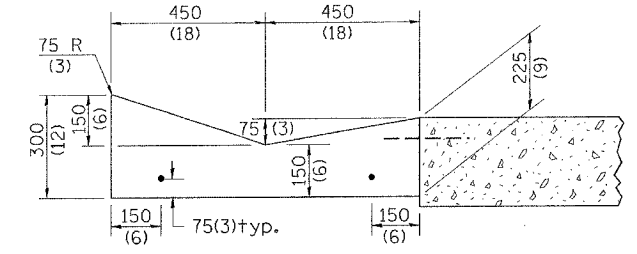


F.A. RTE.	SECTION	COUNTY	TOTAL SHEETS	SHEET NO.
315/317	***	FULTON	684	269
STA.		TO STA.		
FED. ROAD DIST. NO.	ILLINOIS	FED. AID PROJECT		
*** 1B1, 1BBY & 1BBY-1BR, 1BB-1 CONTRACT# 88753				

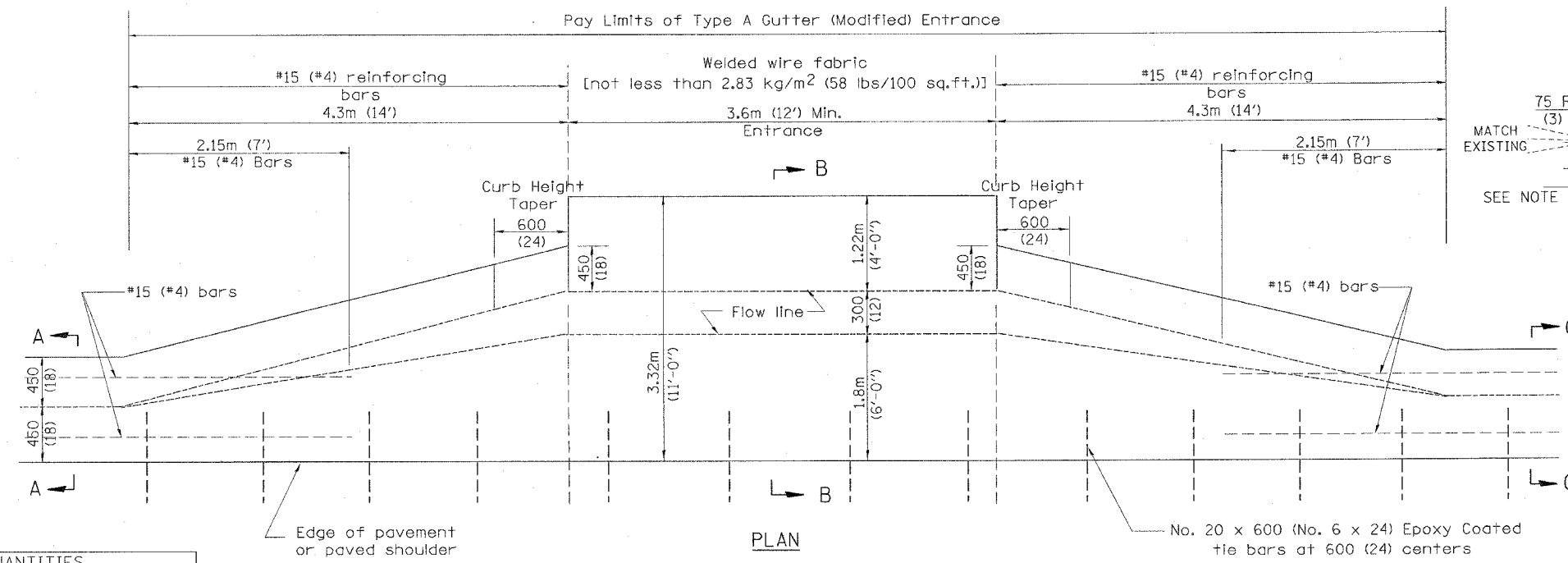
QUANTITY CALCULATION			
LOCATION	LENGTH	NON-COMMERCIAL 150 (6)	COMMERCIAL ENTRANCE 200 (8)
Entrance Flare	2.15 m (7 Ft) Urban 4.30 m (14 Ft) Rural	0.37 Cu M / M (0.15 Cu Yd / Ft)	0.45 Cu M / M (0.18 Cu Yd / Ft)
Section B-B	See Plans	0.57 Cu M / M (0.23 Cu Yd / Ft)	0.70 Cu M / M (0.28 Cu Yd / Ft)



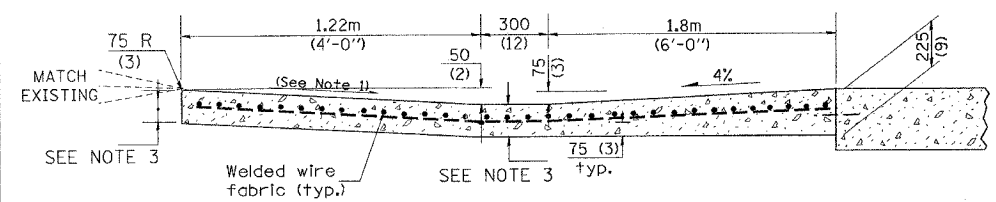
TYPICAL URBAN ENTRANCE



SECTION A-A & C-C



TYPICAL RURAL ENTRANCE



SECTION B-B

- GENERAL NOTES
- Slope may be increased from 4% (min.) to 6% (max.) in order to match the existing.
 - The cross-slope is to be constructed as given in the plans from back turnout to where driveway matches existing.
 - For Non-Commercial Entrances the driveway thickness shall be 150 (6). For Commercial Entrances the driveway thickness shall be 200 (8).

All dimensions are in millimeters (inches) unless otherwise noted.

QUANTITIES	
CALC. BY: _____	DATE: _____
CHECKED BY: _____	DATE: _____
QUANTITY CALCULATIONS ARE ON FILE AT THE DISTRICT 4 OFFICE; BUREAU OF PROJECT IMPLEMENTATION; DOCUMENTATION SECTION	

ILLINOIS DEPARTMENT OF TRANSPORTATION	
DISTRICT CADD STANDARD	
TYPE A GUTTER, (MODIFIED) (INLET, OUTLET & ENTRANCE)	
CADD STANDARD 606101-D4	SHEET 3 OF 3
SCALE: NOT DRAWN TO SCALE	DRAWN BY CADD
DATE **DATE**	CHECKED BY _____