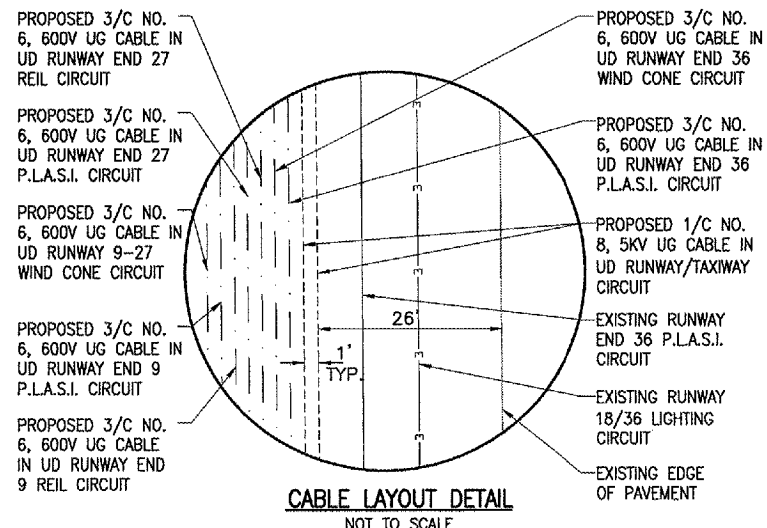


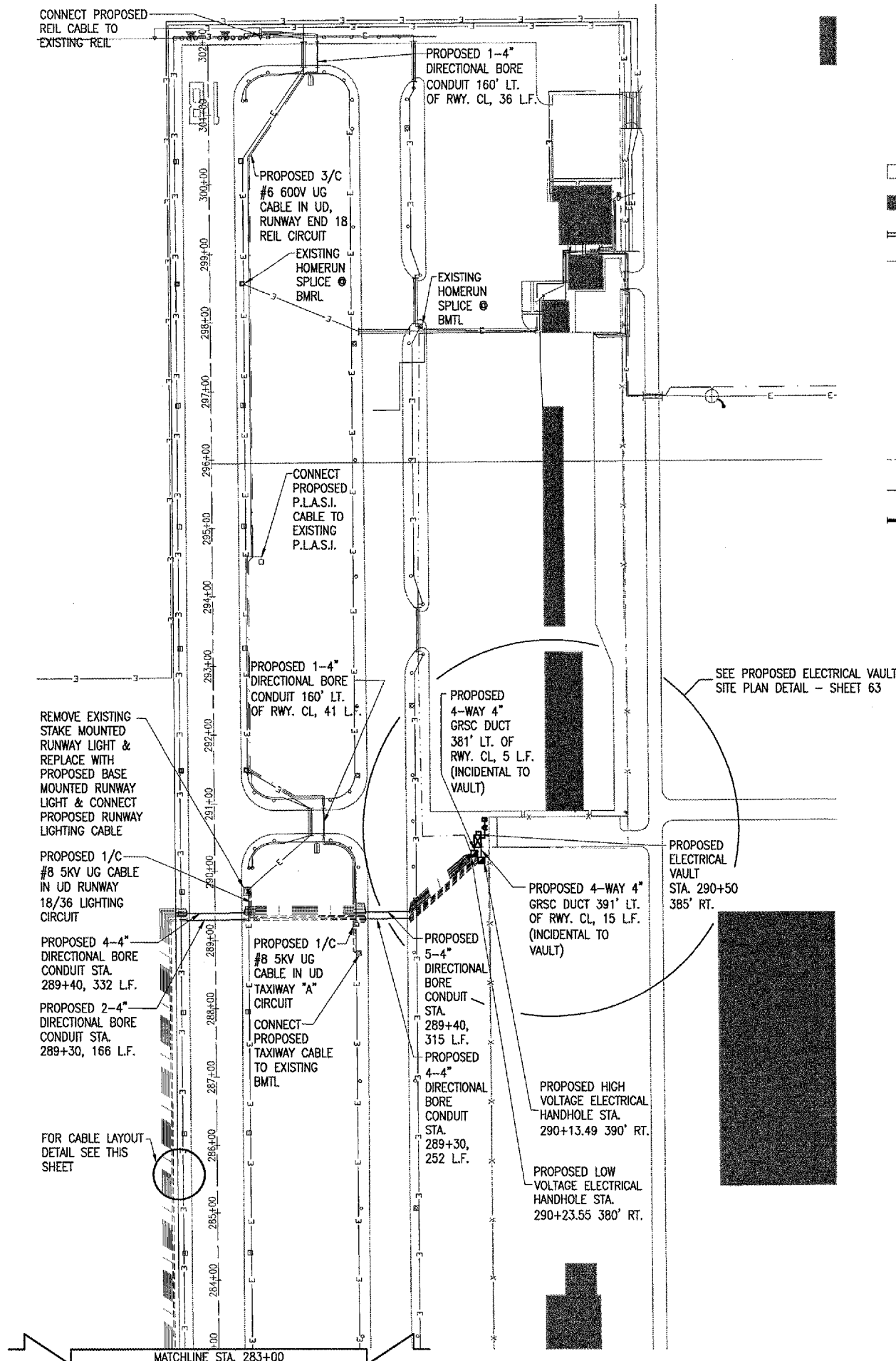
THE LOCATION, SIZE AND TYPE OF MATERIAL OF EXISTING UNDERGROUND UTILITIES INDICATED ON THE PLANS IS NOT REPRESENTED AS BEING ACCURATE, SUFFICIENT OR COMPLETE. IT SHALL BE THE CONTRACTOR'S RESPONSIBILITY TO DETERMINE THE ACTUAL LOCATION OF ALL SUCH FACILITIES, INCLUDING SERVICE CONNECTIONS TO UNDERGROUND UTILITIES. PRIOR TO CONSTRUCTION, THE CONTRACTOR SHALL NOTIFY THE UTILITY COMPANIES OF HIS OPERATIONAL PLANS AND SHALL OBTAIN FROM THE RESPECTIVE UTILITY COMPANIES DETAILED INFORMATION AND ASSISTANCE RELATIVE TO THE LOCATION OF THEIR FACILITIES AND THE WORKING SCHEDULE OF THE COMPANIES FOR REMOVAL OR ADJUSTMENT WHERE REQUIRED. IN THE EVENT AN UNEXPECTED UTILITY INTERFERENCE IS ENCOUNTERED DURING CONSTRUCTION, THE CONTRACTOR SHALL IMMEDIATELY NOTIFY THE UTILITY COMPANY OF JURISDICTION. THE ENGINEER SHALL ALSO BE IMMEDIATELY NOTIFIED. ANY SUCH MAINS AND SERVICES SHALL BE RESTORED TO SERVICE AT ONCE AND PAID FOR BY THE CONTRACTOR AT NO ADDITIONAL COST TO THE CONTRACT.

CALL J.U.L.I.E. FOR UTILITY INFORMATION AT 1-800-892-0123.

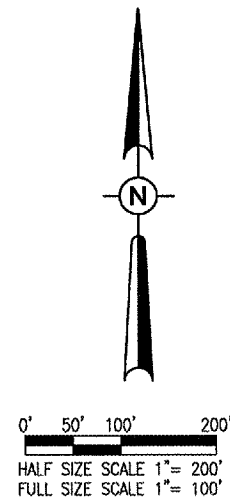
BASE BID ELECTRICAL QUANTITIES			
ITEM NO.	DESCRIPTION	UNIT	QUANTITY
AR107408	L-806 WIND CONE-B' LIGHTED	LS	2
AR107900	REMOVE WIND CONE	LS	1
AR108158	1/C #8 5 KV UG CABLE IN UD	L.F.	15,408
AR108656	3/C #6 600 V UG CABLE IN UD	L.F.	31,150
AR109100	CONSTRUCT ELECTRICAL VAULT	LS	1
AR109200	INSTALL ELECTRICAL EQUIPMENT	LS	1
AR109901	REMOVE ELECTRICAL VAULT	LS	1
AR110014	4" DIRECTIONAL BORE	L.F.	1,142
AR110502	2-WAY CONCRETE ENCASED DUCT	L.F.	41
AR110504	4-WAY CONCRETE ENCASED DUCT	L.F.	72
AR110610	ELECTRICAL HANDHOLE	EA	2
AR125410	MTL-STAKE MOUNTED	EA	57
AR125415	MTL-BASE MOUNTED	EA	5
AR125444	TAXI GUIDANCE SIGN, 4 CHARACTER	EA	2
AR125446	TAXI GUIDANCE SIGN, 6 CHARACTER	EA	2
AR125505	MIRL, STAKE MOUNTED	EA	26
AR125510	MIRL, BASE MOUNTED	EA	9
AR125540	ML THRESHOLD LIGHT STAKE MTD	EA	14
AR125610	REILS	PAIR	2
AR125630	PLASI	EA	2
AR800576	INSTALL GROUND ROD	EA	5



CABLE LAYOUT DETAIL  
NOT TO SCALE



- LEGEND**
- EXISTING IMPROVEMENTS
  - EXISTING BUILDINGS
  - EXISTING ELECTRICAL DUCT
  - EXISTING ELECTRICAL CABLE
  - EXISTING STAKE MOUNTED RUNWAY LIGHT
  - EXISTING BASE MOUNTED RUNWAY LIGHT
  - EXISTING STAKE MOUNTED TAXIWAY LIGHT
  - EXISTING BASE MOUNTED TAXIWAY LIGHT
  - EXISTING TAXI GUIDANCE SIGN
  - EXISTING P.L.A.S.I.
  - PROPOSED 1/C NO. 8 UG CABLE IN UD
  - PROPOSED 3/C NO. 6 UG CABLE IN UD
  - PROPOSED ELECTRICAL CONDUIT
  - PROPOSED BASE MOUNTED RUNWAY LIGHT
  - PROPOSED ELECTRICAL HANHOLE
  - PROPOSED ELECTRICAL VAULT



DATE	REVISION	BY

TAYLORVILLE MUNICIPAL AIRPORT  
TAYLORVILLE, ILLINOIS

IL. PROJ.: TAZ-3166 A.I.P. PROJ.: 3-17-0100-B7

HANSON HANSON PROFESSIONAL SERVICES, INC. 1525 South Sixth Street Springfield, Illinois 62705-2886 Offices Nationwide	HANSON HANSON PROFESSIONAL SERVICES, INC. 1525 South Sixth Street Springfield, Illinois 62705-2886 Offices Nationwide
HANSON HANSON PROFESSIONAL SERVICES, INC. 1525 South Sixth Street Springfield, Illinois 62705-2886 Offices Nationwide	HANSON HANSON PROFESSIONAL SERVICES, INC. 1525 South Sixth Street Springfield, Illinois 62705-2886 Offices Nationwide

CONSTRUCT RUNWAY 9-27  
PROPOSED ELECTRICAL HOMERUN PLAN

51

MAY 05, 2005 8:39 PM RAW I:\AIRPORTS\TAYLORVILLE\828-03RWYGD\AIRPORT SHEETS\9-14ELE.DWG -- HOME RUN