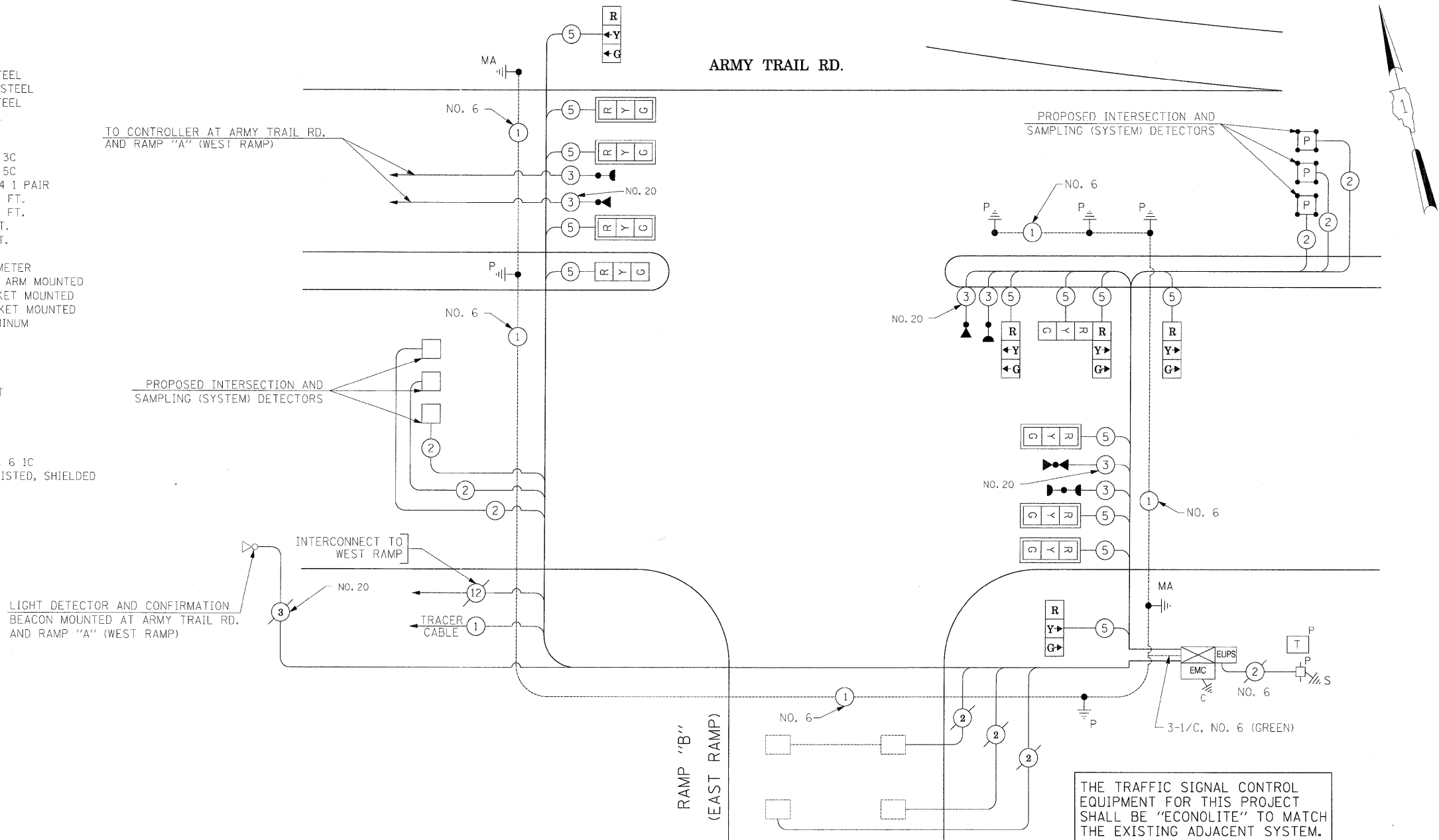


SCHEDULE OF QUANTITIES

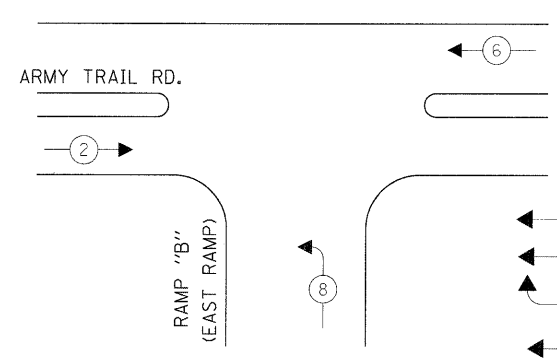
QUANTITY	UNIT	ITEM
195	FOOT	CONDUIT IN TRENCH, 2" DIA., GALVANIZED STEEL
112	FOOT	CONDUIT IN TRENCH, 2 1/2" DIA., GALVANIZED STEEL
29	FOOT	CONDUIT IN TRENCH, 3" DIA., GALVANIZED STEEL
191	FOOT	CONDUIT PUSHED, 4" DIA., GALVANIZED STEEL
6	EACH	HANDHOLE
816	FOOT	TRENCH AND BACKFILL FOR ELECTRICAL WORK
299	FOOT	ELECTRIC CABLE IN CONDUIT, SIGNAL NO. 14 3C
2782	FOOT	ELECTRIC CABLE IN CONDUIT, SIGNAL NO. 14 5C
1483	FOOT	ELECTRIC CABLE IN CONDUIT, LEAD-IN, NO. 14 1 PAIR
4	EACH	TRAFFIC SIGNAL POST, GALVANIZED STEEL 14 FT.
1	EACH	TRAFFIC SIGNAL POST, GALVANIZED STEEL 18 FT.
1	EACH	STEEL MAST ARM ASSEMBLY AND POLE, 40 FT.
1	EACH	STEEL MAST ARM ASSEMBLY AND POLE, 42 FT.
20	FOOT	CONCRETE FOUNDATION, TYPE A
30	FOOT	CONCRETE FOUNDATION, TYPE E 36-INCH DIAMETER
6	EACH	SIGNAL HEAD, LED, 1-FACE, 3-SECTION, MAST ARM MOUNTED
5	EACH	SIGNAL HEAD, LED, 1-FACE, 3-SECTION, BRACKET MOUNTED
1	EACH	SIGNAL HEAD, LED, 2-FACE, 3-SECTION, BRACKET MOUNTED
6	EACH	TRAFFIC SIGNAL BACKPLATE, LOUVERED, ALUMINUM
117	FOOT	DETECTOR LOOP, TYPE I
2	EACH	LIGHT DETECTOR
1	EACH	TEMPORARY TRAFFIC SIGNAL INSTALLATION
1182	FOOT	REMOVE ELECTRIC CABLE FROM CONDUIT
1	EACH	REMOVE EXISTING TRAFFIC SIGNAL EQUIPMENT
3	EACH	REMOVE EXISTING HANDHOLE
6	EACH	REMOVE EXISTING CONCRETE FOUNDATION
117	FOOT	PREFORMED DETECTOR LOOP
1	EACH	TEMPORARY TRAFFIC SIGNAL TIMING
697	FOOT	ELECTRIC CABLE IN CONDUIT, GROUNDING, NO. 6 1C
299	FOOT	ELECTRIC CABLE IN CONDUIT NO. 20 3/C, TWISTED, SHIELDED

* 100% COST TO VILLAGE OF ADDISON

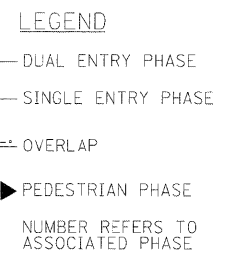


CABLE PLAN
(NOT TO SCALE)

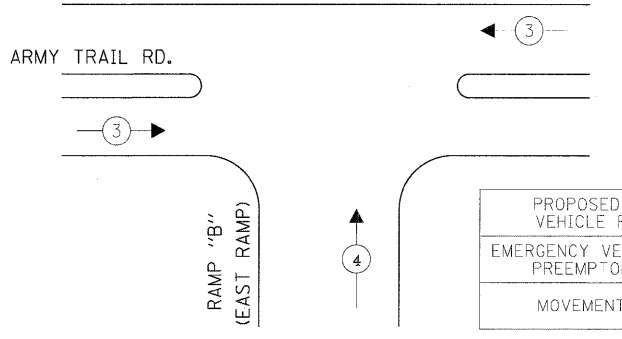
CONTROLLER SEQUENCE



PHASE DESIGNATION DIAGRAM



EMERGENCY VEHICLE PREEMPTION SEQUENCE



PROPOSED EMERGENCY VEHICLE PREEMPTORS	
EMERGENCY VEHICLE PREEMPTOR	3 4
MOVEMENT	← → ↑

I.D.O.T. TRAFFIC SIGNAL INSTALLATION ELECTRICAL SERVICE REQUIREMENTS					TOTAL WATTAGE
TYPE	NO LAMPS	WATTAGE		%OPERATION	
		INCAND.	LED		
SIGNAL (RED)	13	135	17	0.50	110.5
(YELLOW)	13	135	25	0.25	81.25
(GREEN)	13	135	15	0.25	48.75
ARROW		135	12	0.10	
PED. SIGNAL		90	25	1.00	
CONTROLLER	1	100	100	1.00	100
ILLUM. SIGN				0.05	
FLASHER				0.50	
ENERGY COSTS TO:					TOTAL = 340.5

ILLINOIS DEPARTMENT OF TRANSPORTATION
201 WEST CENTER COURT
SCHAUMBURG, ILLINOIS 60196-1096

ENERGY SUPPLY CONTACT: ELLIE SARALLO
PHONE: (630) 424 5124
COMPANY: COMMONWEALTH EDISON