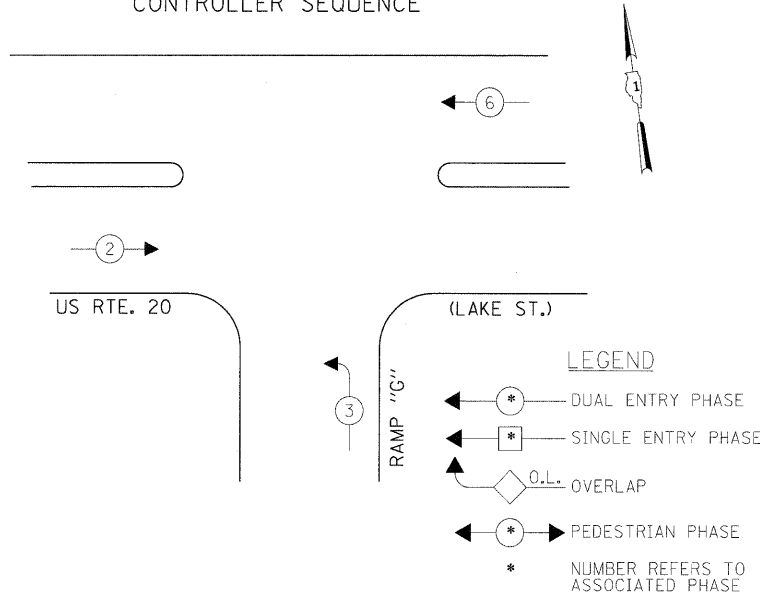


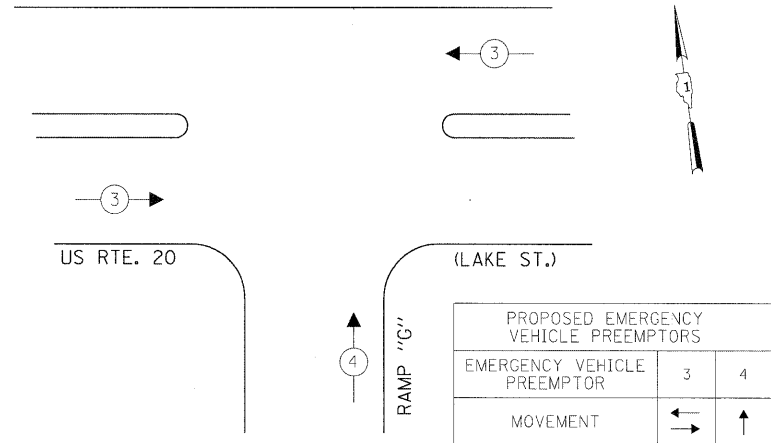
CONTROLLER SEQUENCE



TEMPORARY PHASE DESIGNATION DIAGRAM

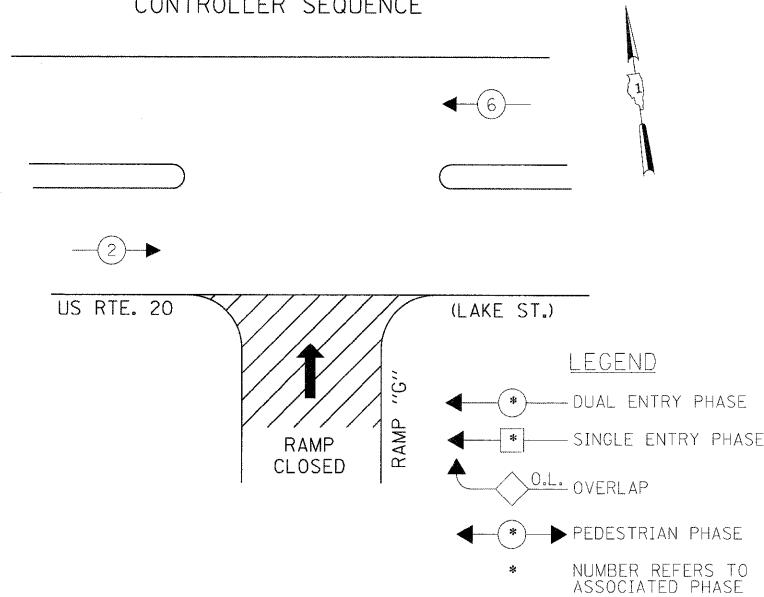
STAGES: S1-2, S1-3, S2-1, S2-2, S2-3, AND S3

TEMPORARY EMERGENCY VEHICLE PREEMPTION SEQUENCE



STAGES: S1-2, S1-3, S2-1, S2-2, S2-3, AND S3

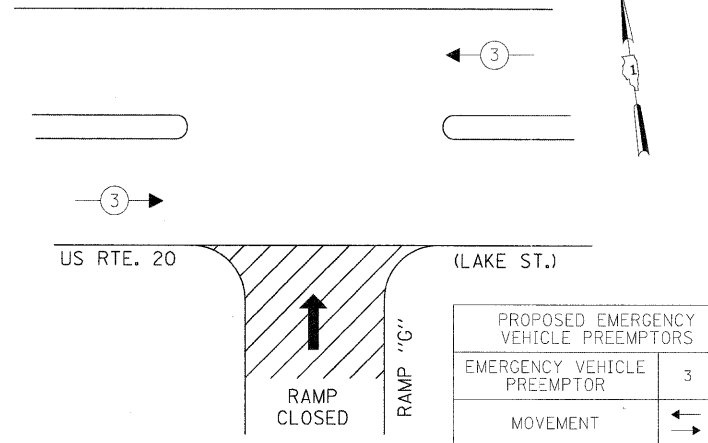
CONTROLLER SEQUENCE



TEMPORARY PHASE DESIGNATION DIAGRAM

STAGE S1-1

TEMPORARY EMERGENCY VEHICLE PREEMPTION SEQUENCE



STAGE S1-1

I.D.O.T. TRAFFIC SIGNAL INSTALLATION ELECTRICAL SERVICE REQUIREMENTS				TOTAL WATTAGE	
TYPE	NO LAMPS	WATTAGE	%OPERATION		
		INCAND. LED			
SIGNAL (RED)	11	135	17	0.50	93.5
(YELLOW)	11	135	25	0.25	68.75
(GREEN)	11	135	15	0.25	41.25
ARROW		135	12	0.10	
PED. SIGNAL		90	25	1.00	
CONTROLLER	1	100	100	1.00	100
ILLUM. SIGN				0.05	
VIDEO SYSTEM	1	150		1.00	150
FLASHER				0.50	
ENERGY COSTS TO:				TOTAL =	453.5
ILLINOIS DEPARTMENT OF TRANSPORTATION 201 WEST CENTER COURT SCHAUMBURG, ILLINOIS 60196-1096					
ENERGY SUPPLY CONTACT: ELLIE SARALLO PHONE: (630) 424 5124 COMPANY: COMMONWEALTH EDISON					

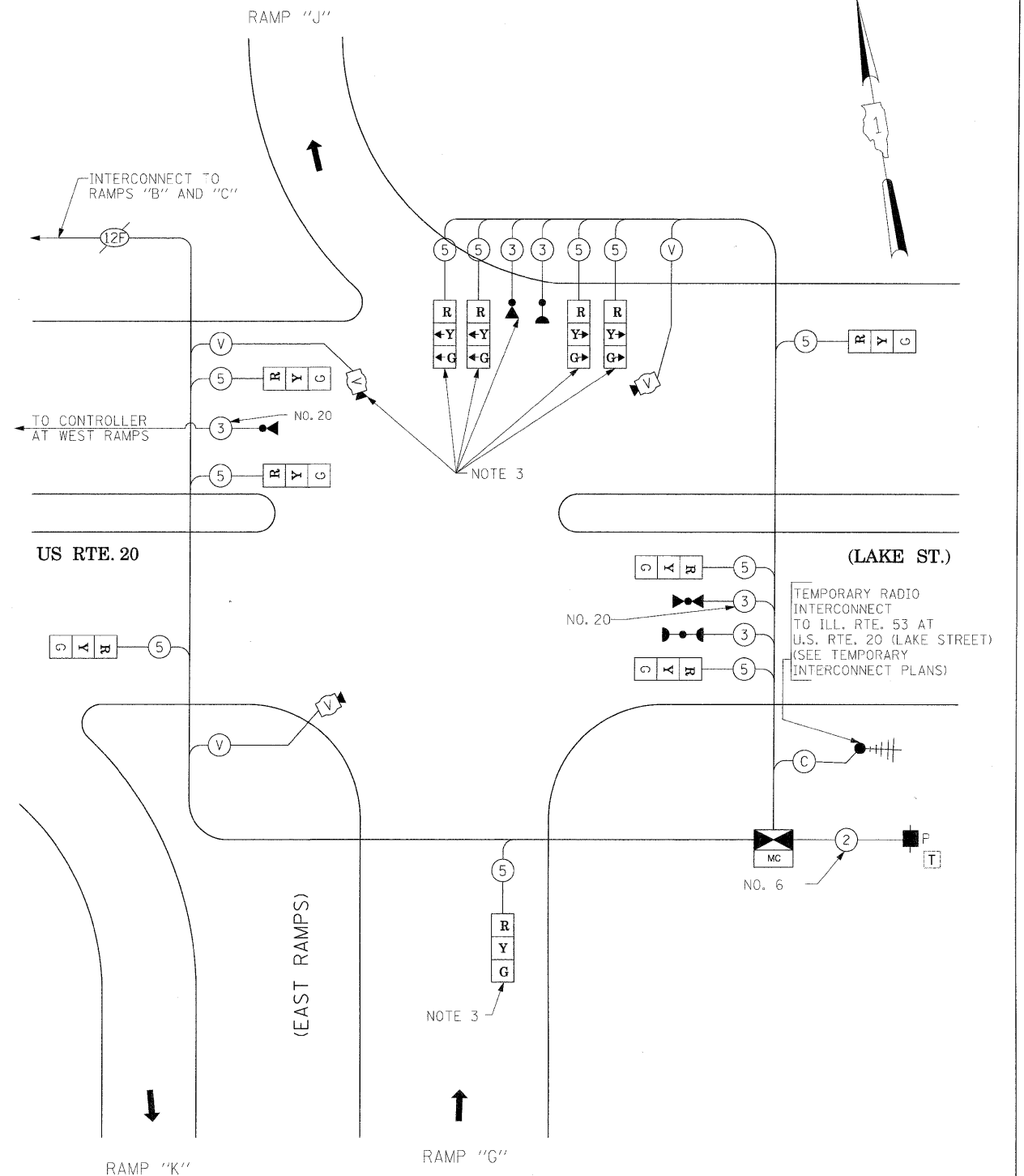
- NOTE 1: A MASTER CONTROLLER WILL BE SUPPLIED AT THIS INTERSECTION, THE COST OF WHICH SHALL BE INCLUDED IN THE PAY ITEM "TEMPORARY TRAFFIC SIGNAL INSTALLATION".
- NOTE 2: THE TELEPHONE SERVICE MUST BE MAINTAINED AT THIS TEMPORARY TRAFFIC SIGNAL INSTALLATION. THIS ITEM OF WORK SHALL NOT BE PAID FOR SEPARATELY BUT SHALL BE INCIDENTAL TO THE PAY ITEM "TEMPORARY TRAFFIC SIGNAL INSTALLATION".
- NOTE 3: THE SIGNAL HEADS FOR THE NB OFF RAMP AT LAKE STREET SHALL BE DISCONNECTED AT THE CONTROLLER AND BAGGED DURING CONSTRUCTION STAGE S1-1 WHEN THE OFF RAMP IS CLOSED TO TRAFFIC. THE VIDEO DETECTION SHALL ALSO BE DISABLED

FILE NAME =	USER NAME = #USER#	DESIGNED - PKG	REVISED -
#FILE#		DRAWN - MAA, EA	REVISED -
	PLOT SCALE = #SCALE#	CHECKED - PKG, EA	REVISED -
	PLOT DATE = #DATE#	DATE - 5/10/2010	REVISED -

STATE OF ILLINOIS
DEPARTMENT OF TRANSPORTATION

TEMPORARY CABLE PLAN, TEMPORARY PHASE DESIGNATION DIAGRAM,
TEMPORARY EMERGENCY VEHICLE PREEMPTION SEQUENCE
U.S. RTE. 20 (LAKE ST.) AT RAMPS "G", "J", AND "K" (EAST RAMPS) (SHEET 3 OF 3)

F.A.P. RTE. 2578	SECTION 532B	COUNTY DuPage	TOTAL SHEETS 781	SHEET NO. 525
CONTRACT NO. 60477				
FED. ROAD DIST. NO. ILLINOIS FED. AID PROJECT				



CABLE PLAN

(NOT TO SCALE)

THE TRAFFIC SIGNAL CONTROL EQUIPMENT FOR THIS PROJECT SHALL BE "ECONOLITE" TO MATCH THE EXISTING ADJACENT SYSTEM.